



## Fee-Free TAFE program (1 January 2023 to 30 September 2025)

Through the Fee-Free TAFE Skills Agreement, the Australian Government has partnered with states and territories to deliver over \$1.5 billion in funding for more than 500,000 Fee-Free TAFE and vocational education and training (VET) places across Australia from 2023 to 2026. This snapshot sets out quarterly reporting data over the period 1 January 2023 to 30 September 2025.

### Fee-Free TAFE continues to have strong enrolments in all states and territories.

There have been more than 725,000 enrolments from 1 January 2023 to 30 September 2025.

Figure 1: Fee-Free TAFE enrolments by jurisdiction

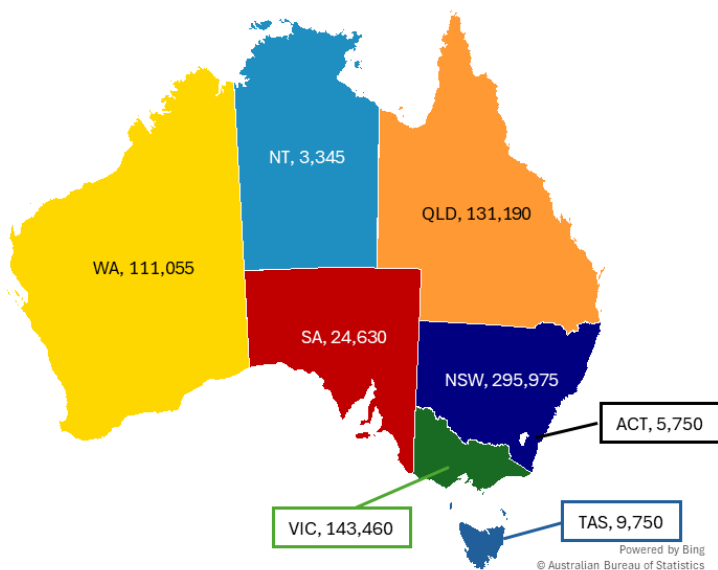
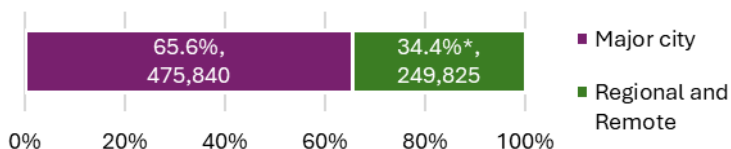


Figure 2: Fee-Free TAFE enrolments by remoteness ^



^: The sum does not match the total in Figure 1 due to multiple delivery locations.

\*: Includes 0.2% unknown.

**Source:** State and territory Fee-Free TAFE data reported under Part 3 of the Fee-Free TAFE Skills Agreement.

**Notes:**

- Comparisons should not be made between states and territories' data due to their varied implementation approaches.
- Figures have been rounded to the nearest 5.
- The listed total may not match the sum of all elements due to rounding.

### Fee-Free TAFE supports training places in priority sectors and helps priority cohorts access training

Figure 3: National priority sectors with the most Fee-Free TAFE enrolments

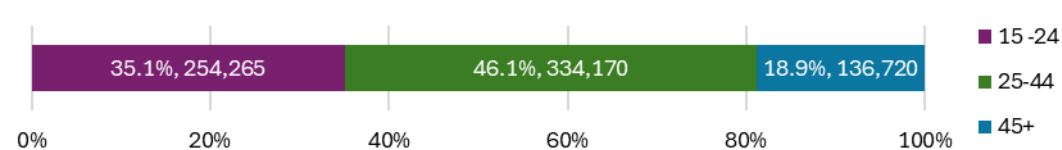
Sector	NSW	VIC	QLD	WA	SA	TAS	NT	ACT	Total
Care	76,200	40,000	29,145	41,590	6,475	3,515	555	1,185	198,665
Technology and Digital	24,840	11,125	13,970	13,170	4,380	555	115	1,095	69,245
Construction	17,700	21,430	9,620	4,850	3,670	940	285	530	59,025
Early Childhood Education and Care (ECEC)	20,530	6,915	8,235	18,110	1,300	580	300	500	56,465
Hospitality and Tourism	12,275	3,805	2,360	5,870	1,580	880	340	380	27,495

Figure 4: Fee-Free TAFE enrolments by priority cohorts

Cohort	NSW	VIC	QLD	WA	SA	TAS	NT	ACT	Total
First Nations Australians	24,750	1,800	9,020	5,470	420	830	1,505	270	44,070
People with disability	16,765	15,595	13,610	11,035	985	1,755	310	1,470	61,520
Job seekers	109,435	30,555	24,350	5,185	5,825	2,775	580	N/A	178,705
Young persons (24 and under)	86,785	60,060	57,675	37,430	6,585	2,920	785	2,025	254,265
Women	193,715	80,270	75,140	74,900	13,735	5,585	2,025	3,210	448,585

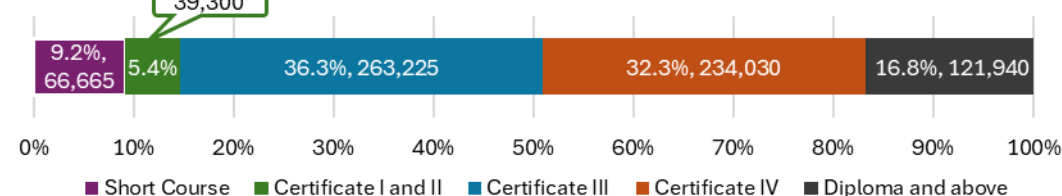
### Fee-Free TAFE helps people in all stages of their working life

Figure 5: Fee-Free TAFE enrolments by age group



### Fee-Free TAFE concentrates on qualified training and meaningful pathways to employment

Figure 6: Fee-Free TAFE enrolments by course level



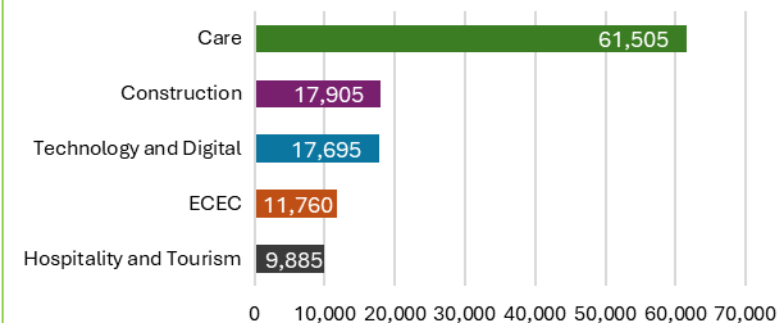
### The top enrolled courses are focused on key areas of national priority

Figure 7: Courses with the most Fee-Free TAFE enrolments

Top enrolled courses
Certificate III in Individual Support
Certificate III in Early Childhood Education and Care
Diploma of Nursing
Certificate IV in Training and Assessment
Certificate III in Information Technology

### As of 30 September 2025, there have been 213,900 completions since Fee-Free TAFE launched in 2023

Figure 8: National priority sectors with the most Fee-Free TAFE completions



### The top completed courses in Fee-Free TAFE are:

Top completed courses
Certificate III in Individual Support
Certificate IV in Training and Assessment
Certificate III in Early Childhood Education and Care
Diploma of Nursing
Certificate IV in School Based Education Support

### And the top completed courses in national priority sectors include:

Care	Hospitality and Tourism
Certificate III in Individual Support	Certificate III in Commercial Cookery
Diploma of Nursing	Certificate III in Hospitality
Diploma of Community Services	Certificate II in Cookery

Construction	Technology and Digital
Certificate II in Electrotechnology (Career Start)	Certificate III in Information Technology
Certificate II in Electrotechnology (Pre-Vocational)	Certificate IV in Cyber Security
Certificate IV in Building and Construction	Certificate III in Electrotechnology Electrician

### Early Childhood Education and Care

Certificate III in Early Childhood Education and Care
Diploma of Early Childhood Education and Care
Introduction to Early Childhood Education and Care Skill Set

**Note:** Completions data is as reported in Quarter 3, 2025. Numbers are expected to rise as more students finish their courses, especially those studying part-time or in longer courses.