

Workforce Australia Guidelines

Part A: Universal Guidelines

Disclaimer

This Guideline is not a stand-alone document and does not contain the entirety of Provider obligations. It must be read in conjunction with the employment services Deed(s) relevant to your organisation (the **Deed**), including any relevant Guidelines and reference material issued by the Department of Employment and Workplace Relations under or in connection with the Deed(s).

This Guideline is not legal advice and the Commonwealth accepts no liability for any action purportedly taken in reliance upon it and assumes no responsibility for the delivery of the Services. This Guideline does not reduce the obligation of Providers to comply with their relevant legal obligations and, to the extent that this Guideline is inconsistent with obligations under the Privacy Act, Social Security Law, the WHS Laws or any other legislation or laws relevant to the respective jurisdictions in which Providers operate, the relevant legislation or laws will prevail.

Version History

Version 1.9

Published on: 8 December 2023

Effective from: 1 January 2024

In this version of the Guideline the following Chapters have been updated:

- Operational Requirements
- Records Management Instructions
- Privacy
- Servicing Participants with Challenging Behaviours

A full version history of this Guideline can be found on the relevant [Archived Guidelines page on the Provider Portal](#) for each program.

Contents

Guideline Interpretation and Glossary	3
Chapter 1. Operational Requirements	5
Chapter 2. Records Management Instructions	10
Chapter 3. Privacy	20
Chapter 4. External Systems Assurance Framework (ESAF)	34
Chapter 5. Servicing Participants with Challenging Behaviours	51




Guideline Interpretation and Glossary

Reading Notes

In this Guideline, 'must' means that compliance is mandatory and 'should' means that compliance represents best practice for Providers and is expected by the Department.

Please note: Throughout this document, text currently appears in **yellow highlight**. Text formatted in this manner indicates that the Department proposes to upload a supporting document to the Provider Portal that did not have a link available as at the published date.

While reading this document, please note the following Icons and their meaning:

-  This icon represents 'System Steps' – information contained under this dot point will relate to usage of the Department's IT Systems.
-  This icon represents 'Work, Health and Safety Steps' – information contained under this dot point will relate to matters of work, health and safety.
-  This icon represents 'Documentary Evidence' – information contained under this dot point will relate to matters of Documentary Evidence.

Glossary

All capitalised terms in this Guideline have the same meaning as in the Deed unless otherwise defined below.

'Archives Act' means the *Archives Act 1983* (Cth).

'APP entity' has the same meaning as in section 6 of the Privacy Act.

'Deed' means any Deed or contract administered by the Department that refers to this Guideline.

'FOI Act' means the *Freedom of Information Act 1982* (Cth).

'Employment Services Assessment' or **'ESAt'** means an assessment of a Participant's barriers to employment and work capacity conducted by Services Australia.

'Inactive Records' are Records created under previous contractual arrangements with the Department.

'Incident Report' means a written account of an incident involving challenging behaviour that is recorded on the Department's IT Systems.

'Job Capacity Assessment' or **'JCA'** means an assessment conducted by Services Australia to determine eligibility for the Disability Support Pension and includes assessment of barriers to employment and work capacity.

'Job Seeker Snapshot' means a questionnaire completed by a Participant, Services Australia or the Provider, the results of which informs the relevant Participant of the employment services that they are eligible for and supports them in making relevant choices. It includes questions that determine the Participant's Job Seeker Classification Instrument score, support the Participant to make an informed decision where they have a choice between Workforce Australia Online and Workforce Australia Services, and help identify if the Participant requires an Employment Services Assessment.

'Managed Service Plan (MSP)' means an arrangement that a Providers can put in place to tailor the way services are delivered to a Participant who displays challenging behaviours.

'Mutual Obligation Requirement' means any activity test, participation requirement or other requirement that a Participant must meet in order to receive an Income Support Payment.

'One Main Contact (OMC)' means a Participant is restricted to one main contact for the purpose of a Managed Service Plan.

'Protected Information' has the same meaning as in its decapitalised form under section 23 of the *Social Security Act 1991 (Cth)*.

'Referring Provider' means a Provider who Refers an eligible Participant to CTA or EST. For avoidance of doubt, it does not include referrals from Workforce Australia Services or Yarrabah Employment Services to Transition to Work.

'Social Security Law' means the *Social Security Act 1991 (Cth)* and the *Social Security (Administration) Act 1999 (Cth)*, and includes all relevant subordinate legislation and instruments, and the Guide to Social Security Law.

'Unauthorised Access' is the intentional or unintentional action by an entity to make personal information accessible or visible to others outside the entity and which releases that information from its effective control in a way that is not permitted by the Privacy Act. This includes an unauthorised disclosure by an employee of the entity.

Chapter 1. Operational Requirements

Supporting Documents:

- [Workforce Australia Brand Style Guide for Providers](#)

1.1. Chapter Overview

The following Chapter outlines various operational requirements for Providers in delivering Services under their Deed.

1.2. Workforce Australia Branding

The Workforce Australia brand has been developed as a masterbrand to frame employment and skills services delivered by the Australian Government. The Department's employment and skills services, programs or initiatives are promoted under this masterbrand.

Providers must use the Workforce Australia masterbrand in the delivery of Services and in accordance with the [Workforce Australia Brand Style Guide for Providers](#) (the Brand Style Guide). For the avoidance of any doubt, the Brand Style Guide is a Guideline for the purposes of the employment services Deed(s) relevant to your organisation.

1.3. Recipient Created Tax Invoices

In certain circumstances, including where automatically generated through the Department's IT Systems, the Department may issue a Tax Invoice to the Provider in relation to certain Payments made by the Department to the Provider for the delivery of Services under the Deed. This Tax Invoice will be a recipient created tax invoice (RCTI) for the purposes of the GST Act, and will be labelled as an RCTI when issued by the Department. In these circumstances, the Provider is not required to submit a Tax Invoice to the Department, under the Deed.

Where an RCTI is issued by the Department, including where automatically generated through the Department's IT Systems, the Provider acknowledges and agrees that:

- the Department can issue an RCTI to the Provider for the delivery of those Services under the Deed;
- it will not render a Tax Invoice to the Department for the delivery of Services under the Deed for which the RCTI relates; and
- it is registered for GST and it will notify the Department if it ceases to be registered for GST.

The Department acknowledges that it is registered for GST and will notify the Provider if it ceases to be registered for GST.

1.4. Fraud Training

To assist Providers in meeting their obligations under the Deed(s) in respect of the prevention of fraud and corruption (fraud), the Department has developed a Fraud Awareness module (available on [the Learning Centre](#)). Providers must ensure any of their Personnel who will have access the Department's IT Systems complete this training.

Providers should be aware of fraud risks that exist within the delivery of employment services and put in place fraud detection practices, policies and procedures, which are proactively reviewed. Procedures should include a clear reporting process for suspected fraud.

1.4.1. Fraud Awareness and Training Expectations

Providers must adopt practices to ensure its Personnel are aware of their obligations under the Deed and this Guideline. Providers must also ensure all Personnel complete the [Fraud Awareness module](#):

- upon initial commencement with the Provider; and
- once every 12 months during their engagement.

Providers should note that the [Fraud Awareness module](#) has been developed to cater for the delivery of all employment services. It is not a substitute for any tailored internal fraud training Providers make available to their Personnel. Providers must consider the nature of the employment services they are delivering and Personnel interaction with those employment services. Where required, the Provider must supplement the Fraud Awareness module with its own additional fraud training, within the timeframes above.

1.4.2. Fraud Awareness Module

The Department's [Fraud Awareness module](#) explains:

- what fraud and corruption is
- why people commit fraud, its impact and consequence
- unauthorised access, inadvertent access and conflict of interest
- the legal framework around fraud; and
- how to report fraud and corruption.

1.4.3. Personnel Compliance

Providers must monitor and annually self-audit Personnel completion of Fraud Awareness training. The Department may request details of a Provider's self-audit at any time, and may conduct its own audit of a Provider's compliance with the requirements, where this may be deemed necessary.

Where fraud training is undertaken outside of the Department's Learning Centre, the Provider must retain records of fraud training undertaken by their Personnel and must make this available to the Department on request.

1.4.4. Fraud Responsibilities

It is all Personnel's responsibility to report any suspected fraudulent activity relating to employment services as soon as they become aware of or suspect it.

When reporting fraud, Personnel should provide as much information as possible, including (where possible):

- **Who** is the subject of the suspected fraud?
- **When** and **where** did the suspected fraud occur?
- **What** sensitivities, if any, there may be?
- **How** did the subject/s commit the suspected fraud?

If there is any information available which supports the allegation, this information should also be provided.

1.4.5. Reporting Fraud

All current and former Personnel of a Provider who suspect fraud should report their concerns to the Department's employment services tip off line at ESTipOff@dewr.gov.au.

Anyone wanting to anonymously report fraud should use the anonymous online reporting tool, Whispli. Whispli allows Personnel to report fraud and communicate directly with the Department without disclosing their identity. Whispli can be accessed via the [Department's 'Report Fraud' webpage](#).

1.5. Dispute Resolution

Providers are expected to work with the Department to resolve complaints, disputes or problems, using the following informal dispute resolution process (except for matters excluded under the relevant Deed):

- The Provider will initially discuss the issue or problem directly with a Provider Lead. If the dispute, complaint or problem cannot be resolved, the Provider can request that it be raised with the relevant state manager.
- If the above process does not resolve the issue, the National Contract Manager will attempt to facilitate a resolution.

Any dispute or problem that cannot be resolved through this informal resolution process will be managed through the formal dispute resolution process set out in the relevant Deed.

1.6. Commonwealth Child Safety Framework (CCSF)

In response to the Royal Commission into Institutional Responses to Child Sexual Abuse, the Australian Government developed the Commonwealth Child Safe Framework (CCSF) as a whole of government policy that sets out the minimum standards for child safe practices within Commonwealth entities. The Commonwealth response includes a commitment to require any institution it funds to undertake child-related work to adopt the [National Principles](#) for Child Safe Organisations (National Principles).

Where the CCSF is relevant, the Department has included Child Safety clauses into employment services Deeds. As specified in those Deeds, Providers must undertake a range of actions to ensure child-safe standards and practices are available and implemented. Amongst other things, Providers must comply with applicable Working with Children Laws, obtain Working with Children Checks where required, and implement the National Principles (including to undertake a risk assessment, provide training and ensure compliance).

Providers must certify compliance annually with the Child Safety clauses by completing the [Child Safety Provider Declaration](#) within 10 business days of 1 July each year, or if requested by the Department.

1.6.1. Resources for complying with the Child Safety clauses

The Department acknowledges the differences in each organisation, program, and the State and Territory jurisdictions and child safety-related laws. As such, implementation and compliance with the Child Safety clause(s) requires a tailored response from each Provider.

Providers should refer to the Australian Human Rights Commission's (AHRC) [Child Safe Organisations website](#) for practical tools and resources to help implement the [National Principles for Child Safe Organisations](#), including free e-learning modules developed by the AHRC to assist in training Provider Child-Related Personnel. Resources are also available from state and territory governments in relation to compliance with Working with Children Laws. A list of state and territory child safety links and resources have been consolidated on the [AHRC's Child Safe Organisations website](#).

1.6.2. Reporting of Incidents

In the course of delivering Services, Providers may identify concerns they have about a Child or Children, whether they are a Participant or not. Providers must ensure that these concerns are actively and appropriately managed in line with their policies and procedures, the National Principles and any legislation in the state and territory jurisdictions they operate in, including those requirements relating to mandatory reporting in those jurisdictions.

Where Providers are complying with the Department's existing processes and policies in the delivery of Services (for example, in incident management or the disclosures of protected information under a Public Interest Certificate), Providers must make the Department aware if a Child or Children are involved and any action taken to manage impact to the Child(ren).

1.7. Minimum Site Requirements

Providers must ensure their Sites meet the following minimum requirements:

- Sites are accessible for people with a disability;
- Sites are presented in a manner that upholds and maintains the good reputation of Services as determined by the Department;
- facilities and protocols are in place to ensure security of personal information and privacy for Participants;
- Sites have a welcoming environment to cater for the needs of Participants and are culturally appropriate;
- for Workforce Australia Services Specialist Providers, Personnel must have experience in delivering services to the specialist participant cohorts that are being serviced at the Site, including access to specialist expertise where required; and
- Sites comply with any relevant State and Commonwealth legislative requirements with regards to health orders or Work Health and Safety.

1.7.1. Co-location with other Providers, Services or Specialist Types

The Department considers a Site to be co-located where more than one Provider, employment service program, (in the case of Workforce Australia Services) specialist type, or third-party organisation is servicing participants at a single Site with any shared space, including reception, waiting areas, servicing areas, and meeting rooms.

In addition to the minimum general requirements for a Site as mentioned above, where multiple Services, specialisations, Providers and/or third-party organisations are co-located at a single Site, the Department requires Providers to at the very least:

- assist Participants or potential service recipients visiting the Site with clear advice about the services delivered at the Site;

- make it clear to individual Participants at the Site what Provider and employment service they have been referred to;
- use clear signage (presented in accordance with the guidance in the [Workforce Australia Brand Style Guide section](#)) at reception and the broader workspace aligned with the services being delivered to enable Participants to help them identify where they need to go and who they should talk to upon entry; and
- have clear protocols and accountabilities established about the use of shared space and facilities (for example, use of printers, copiers, private rooms and storage).

1.8. Media Enquiries

Engagement with the media can be an important part of your work as a Provider.

- Providers must immediately refer any media enquiries related to Government policy or program settings to the Department's media team (media@dewr.gov.au), and your Provider Lead and State/Territory Manager. The Department will prepare the response and liaise further with the Minister's media advisers as required. Your email should include the nature and timeframe of the request, as well any relevant background.
- Providers must immediately inform your Provider Lead and State/Territory Manager of any media enquiries received related to your delivery of the Services. Your Provider Lead will then advise whether the media enquiry must be referred to the Department's media team.

1.9. Business Continuity Requirements

The Department defines business continuity as arrangements and practices that ensure there are adequate business processes in place for Providers to continue to meet their service obligations during emergencies or other incidents leading to business disruption.

Providers are required to have appropriate business continuity arrangements in place to ensure the safe provision of employment services to Participants. At a minimum, such arrangements should include processes to:

- contact affected Participants, if required;
- where applicable, ensure that Targeted Compliance Framework (TCF) is not applied where mutual obligation requirements have been suspended;
- arrange alternative servicing options for Participants;
- reschedule activities or appointments, including contacting employers, host organisations, or support services;
- manage site safety and security, including lockdowns or evacuations;
- manage the security and integrity of Provider IT Systems, including containment and notification to the Department of cyber incidents;
- secure records and filing systems; and
- submit urgent/critical notifications and incident reports (including temporary site closure reports) to the Department and other relevant entities (e.g. police, health/welfare agencies, emergency respondents).

Chapter 2. Records Management Instructions

Supporting Documents for this Chapter:

- [Employment Services Records Disposal Authority 2003/00330307](#)
- [Employment Services Records Authority 2009/0017920](#)
- [General Records Authority 31 – Destruction of source or original Records after digitisation, conversion or migration](#)
- [General Records Authority 33 – Accredited Training](#)
- [Return of Records Process Supporting Document](#)
- [Records Register for Provider Returns Spreadsheet](#)
- [Records Retention Periods Supporting Document](#)
- [General advice on management of Records](#)
- [The Office of the Australian Information Commissioner Guide to securing personal information](#)
- [Privacy Incident Report](#)

2.1. Chapter Overview

This Chapter outlines Provider obligations with regards to the creation, management, retention, storage, transfer and disposal of Records created or used by Providers under the relevant Deed, and access to those Records by its Personnel and Subcontractors, in accordance with the Records management provisions in the relevant Deed. Providers must create and maintain true, complete and accurate Records in the connection with the delivery of its obligations under and in accordance with the relevant Deed and these Records Management Instructions.

General advice on the management and storage of records, information and data is available on the [National Archives of Australia \(NAA\)](#) website.

2.2. Records Framework

Under the relevant Deed, 'Records' means documents, information and data stored by any means and all copies and extracts of the same. Records includes 3 categories:

- **Commonwealth Records** are Records provided by the Department to Providers for the purposes of the relevant Deed and includes Records which are copied or derived from Records so provided.
- **Deed Records** are all Records:
 - developed or created or required to be developed or created as part of or for the purpose of performing the relevant Deed
 - incorporated in, supplied or required to be supplied along with the Records referred to in the point above, or
 - copied or derived from Records referred to in the above points, and
 - includes all Reports.
- **Provider Records** are all Records, except Commonwealth Records, in existence prior to the relevant Deed Commencement Date:
 - incorporated in
 - supplied with, or as part of, or
 - required to be supplied with, or as part of,the Deed Records.

To the extent that Records contain personal information for the purposes of the Privacy Act, Providers must also take reasonable steps (if any) in the circumstances to ensure that the personal information that the Provider:

- collects is accurate, up-to-date and complete, and
- uses or discloses is, having regard to the purpose of the use or disclosure, accurate, up-to-date, complete and relevant.

2.2.1. General Records Authority 40

The General Records Authority 40 (GRA 40) sets out the requirements for the transfer of custody of Commonwealth Records to contractors providing services under outsourcing arrangements, either on behalf of or to the Australian Government. The GRA 40 provides that, notwithstanding custody of Records that temporarily resides with the Provider, ownership of the relevant records remain with the Australian Government.

Further information on relevant application and conditions of the GRA 40 is provided on the [NAA website](#).

2.3. Management of Records

In accordance with the "digital by default" approach set out in the Australian Government's *Building trust in the public record: managing information and data for government and community* policy (effective 1 January 2021), Providers must, wherever possible and consistent with the Deed and other applicable legal requirements, create and manage Records in a digital format.

Providers must ensure that any digital Record is created, stored and operated in accordance with the Deed requirements (particularly the requirements in relation to Provider IT Systems and other applicable legislative provisions, including the [Electronic Transactions Act 1999 \(Cth\)](#)).

Digital Records containing sensitive information as defined in the Privacy Act must be kept securely. The [Office of Australian Information Commissioner](#) (OAIC) website provides information on keeping personal identifying information secure.

The Provider must ensure that its:

- Personnel and Subcontractors do not access, copy, disclose or use any:
 - Record containing any information about any participant in any employment services program, or
 - Record in the Department's IT Systems containing any information about any individual (including individuals who are not participants in any employment services program),unless such access, copying, disclosure or use is for the purpose of:
 - providing Services to a participant under the relevant Deed, or
 - otherwise complying with the Deed, and
- Third Party IT Vendors do not access, copy, disclose or use any electronic Record unless such access, copying, disclosure or use is for the purpose of assisting the Provider to comply with the relevant Deed.

Records held by a Provider which were created under a previous Deed (e.g. under the jobactive Deed 2015-2022) must be managed in accordance with the Records management requirements of that previous Deed.

2.3.1. Storage requirements

The Provider must store all Records in accordance with these Records Management Instructions, the Department's Security Policies, and where relevant, its Privacy Act obligations.

Providers must store Records securely either on their own premises or off-site using a records storage facility in compliance with legislation covering the management of Commonwealth/Deed Records, including the Privacy Act.

For Records that contain personal information for the purposes of the Privacy Act, in accordance with Australian Privacy Principle 11 as set out in Schedule 1 of the Privacy Act, the Provider must take such steps that are reasonable in the circumstances to protect the information from misuse, interference and loss, and from unauthorised access, modification or disclosure. The guide to securing personal information can be found on the [OAIC website](#) and provides guidance on the reasonable steps entities are required to take under the Privacy Act to protect the Personal Information they hold from misuse, interference, loss, and from unauthorised access, modification or disclosure.

Providers must ensure that the Department can access Records by retrieving the Record (including, if stored digitally, by retrieving the digital copy and if relevant printing it) and providing it to the Department upon request.

Providers are required to store digital Records in accordance with the Department's Security Policies, including the Security Policy for External Employment Service Providers and Users available on the [Provider Portal](#).

General advice on the management and storage of Records is available on the [NAA website](#).

Providers must ensure physical Records are protected from:

- storage environment damage (e.g. for paper Records, damp from a cement floor or fire damage)
- unauthorised addition, alteration, removal or destruction
- use outside the terms of the relevant Deed
- for Records containing Personal Information, incidents of privacy, and
- unauthorised access including inappropriate 'browsing' of Records

Physical Records containing sensitive information, as defined in the Privacy Act, must be kept in lockable cabinets.

2.3.2. Control of Records

Providers must be able to locate and retrieve Records about a Participant if requested. Providers must inform their Provider Lead if they become party to legal action in relation to their previous or current delivery of Services, so that arrangements for the appropriate retention of Records can be organised.

Providers must store Records in such a way that all Records relevant to a request under the [Freedom of Information Act 1982 \(Cth\)](#) (the *FOI Act*) are able to be located and retrieved efficiently. This includes being able to retrieve email Records and Records created by, or sent to, individuals who have ceased working for Providers.

Records Register

The Provider must maintain an up-to-date register of the Records (digital and physical) held by the Provider and any Third Party IT Vendor and make this register available to the Department upon request. The register should contain sufficient information to clearly identify the content and location of a Record.

The Records register must be created and managed in a digital format (ideally Microsoft Excel or equivalent or a comma or tab limited format) that the Department's IT Systems can read. Providers may wish to identify on the Records register whether Records are:

- Priority – pertaining to current or pending legal action, Complaint, injury or possible claim for compensation
- Active – current Participants
- Inactive – former Participants
- Damaged – e.g. paper Record affected by water
- Destroyed (whether authorised or accidental) – e.g. paper Record burnt
- Transferred – Participant and Record transferred to another Provider
- Returned – have been returned to the Department.

2.4. Movement of Records

The Provider must not, and must ensure that its Personnel do not:

- remove any Records relating to the Services, or allow any Records relating to the Services to be removed, from the Provider's premises, except to the extent necessary to enable the delivery of the Services, or
- take, transfer, transmit or disclose any Records relating to the Services, or allow any Records relating to the Services to be taken, transferred, transmitted, accessed or disclosed, outside of Australia

without the Department's prior written consent.

Further, the obligation set out above applies in respect of taking, transferring, transmitting, accessing or otherwise disclosing any Records relating to the Services outside of Australia by the Provider:

- within the Provider's own organisation, and
- to any third party, including to any Subcontractor.

Providers must only transfer the Records in accordance with these Records Management Instructions or as otherwise directed by the Department.

2.5. Transfer of Records

2.5.1. Transfers between Providers

Records (digital or physical) must only be transferred between Providers in accordance with the relevant Deed and these Records Management Instructions, and where it is required to continue providing Services to Participants. Records must be transferred securely by Providers, as soon as possible or within 28 Business Days of a request to transfer Records. A list of all Records being transferred should be provided to the receiving Provider.

The transfer of Records containing personal information and Protected Information must be in accordance with the Privacy Act and the *Social Security (Administration) Act 1999* (Cth).

When a Provider is transferring Records between its Sites, to another Provider, for storage or secure destruction or to the Department, it remains the Provider's responsibility to ensure the Records are secure during the transfer process.

2.6. Return of Records

Records must be returned to the Department within 28 Business Days if requested by the Department, unless specified otherwise or the retention period has lapsed.

The Return of Records Process Supporting Document has been developed to provide information to Providers on:

- the nature of the return process, including the steps required for the return of both digital and physical Records (where permitted),
- how to determine the Records in scope for any return process and list these in the Records Register for Provider Returns Spreadsheet,
- how to prepare Records to ensure they are successfully returned, including relevant naming conventions, and file organisation, and
- other matters relevant to the returns process.

2.7. Data Migration

Data migration is the process of transferring data from one application or format to another. It may be required when implementing of a new application, which may require data to be moved from an incompatible proprietary data format to a format that is futureproof and can be integrated with new applications.

Providers must ensure that any migration activities include validation of the migrated data quality to ensure that no data is lost, and the data continues to be fit for the intended purpose.

When migrating information Providers must ensure:

- the migration is planned, documented and managed
- pre and post migration testing proves that authentic, complete, accessible and useable records can and have been migrated
- source records are kept for an appropriate length of time after the migration to enable confirmation that the migration has been successful. Determination of the specific retention period must be based on an organisational risk assessment

This advice is in line with the *Archives Act* and Archives Regulations. However, if future processes include destroying source records, it is recommended that consultation with legal counsel be conducted to ensure that there is no legal requirement to maintain them.

A successful migration demonstrates that the migrated business information is at least functionally equivalent to the source record for business, legal and archival purposes. [General Records Authority 31](#) permits the destruction of information and records after they have been successfully migrated from one system to another.

Providers must note that the information transferred to the Department will be imported into the Department's official recordkeeping system and appropriate classification will be applied at the time of import.

2.7.1. Data Security Considerations

Providers should be conscious of the following security considerations:

- Ensure that those who access sensitive or security classified information have an appropriate security clearance if information is classified, and a need to know that information.
- Access to (including remote access) to supporting ICT systems, networks, infrastructure and applications is controlled.
- Information in systems should be continuously safeguarded from cyber threats
- Administrative privileges such as logon and administrator privileges should be restricted.

Providers should refer to the digital Information Assurance / IT Security Compliance guide on the [Department's website](#) for more information.

2.7.2. Decommissioning of Systems

When decommissioning any systems Providers should ensure that they have considered the value of the business information and any ongoing need to access it. If the information is no longer required, the Provider will need authorisation to legally destroy that information.

The NAA provides authorisation to destroy Australian Government business information in the form of records authorities.

Digital preservation requires a proactive program to identify records at risk and take necessary action to ensure their ongoing viability. To achieve this, the Providers must consider the lifecycle of the information versus the lifecycle of the system and have plans in place to preserve information as needed. Regular and planned migration helps avoid obsolescence and ensures information continues to be accessible and useable.

2.8. Breaches and Inappropriate Handling of Records

2.8.1. Reporting Requirements

Providers must report all incidents involving unauthorised access, damaged, destroyed, lost or stolen Records to the Department. Where the Records contain or possibly contain personal information of participants, Providers must follow the Privacy incident reporting process set out in the [Privacy Chapter](#).

2.8.2. Rectification Requirements

For all incidents involving the misuse, interference, loss, unauthorised access, unauthorised use, unauthorised disclosure, damage, destruction, loss or stealing of Records (digital or physical), Providers must:

- immediately make every effort to recover lost or damaged Records (e.g. retrieving or photocopying Records), including if required, arranging and paying for the services of expert contractors (e.g. disaster recovery or professional drying services)

- not destroy damaged Records without prior authorisation from the Department
- inform Participants if any Personal Information has been lost or is at risk of being publicly available
- where relevant and, if necessary, reinterview Participants to recollect information review relevant policies and procedures to ensure their adequacy in future.
- The Department may make recommendations to the Provider to mitigate the risk of recurrence of the incident.

2.8.3. Notifiable Data Breaches Scheme

All Providers, and the organisations or agencies they share information with, must comply with the requirements of the Notifiable Data Breaches (NDB) scheme in the event of an ‘eligible data breach’ involving Personal Information.

Information about the NDB scheme and guidance for undertaking an assessment of a privacy incident are available on the [OAIC website](#).

The Department must also be informed of the incident in accordance with the Privacy Incident reporting process set out in the [Privacy Chapter](#) and provided with copies of any notifications submitted by the Provider to the OAIC.

2.9. Retention of Records

All Records must be retained by the Provider for a period of no less than 6 years after the creation of the Record, unless otherwise specified in these Records Management Instructions or advised by the Department. For certain Records, specific retention periods are applicable in accordance with [Employment Services Records Disposal Authority 2003/00330307](#), [Employment Services Records Authority 2009/00179260 \(RA\)](#) and the [General Records Authority GRA 33 Accredited Training 2012/00579704 \(GRA 33\)](#). Details of these specific Records and corresponding retention periods are set out in the supporting document **Records retention periods**.

Records with a longer retention period should be maintained by the Provider until they no longer require them and then be returned to the Department for ongoing management. Records in storage arrangements that are retrieved should be converted to digital format and the source record destroyed.

Providers have the discretion to retain Records longer than the minimum periods outlined but must not destroy Records prior to the expiration of the relevant retention periods. In addition, the Department may direct some Records be retained for longer periods, for example, in the case of Records required in any legal action.

The Department may impose special conditions on a Provider in relation to retention of Records at the Department’s absolute discretion. This may include imposing extended record retention periods on Providers.

Providers must review Records that have reached the minimum retention period before destroying them in accordance with these Records Management Instructions.

If a relevant Record has reached the required minimum retention period but, for example, the Provider has knowledge of a legal action or potential legal action, the Provider must re-sentence the Record and

inform the Provider Lead. Sentencing is the process for identifying the minimum retention period for a Record by assessing them against the classes specified in the relevant Records Authority.

At the Completion Date, the Provider must manage all Records in accordance with these Records Management Instructions or as otherwise directed by the Department.

Retention periods are determined with reference to NAA accredited records authorities.

2.9.1. Digital Records

Where a Third Party IT Vendor is in possession of Records as a result of assisting a Provider to provide Services under the relevant Deed, the Third Party IT Vendor may only dispose of those Records in accordance with Records Retention Periods with prior agreement of the Provider.

For purposes of determining the applicable retention period, a scanned version of a paper Record would have the same creation date as the original source document.

Information in the Department's IT Systems will be retained by the Department for the appropriate retention periods.

2.9.2. Physical Records

Providers must retain relevant paper Records according to the minimum retention periods outlined in the Deed and, where relevant, the **Records retention periods** supporting document.

2.10. Disposal of Records

The Provider must:

- not destroy or otherwise dispose of Records, except in accordance with the Deed, these Records Management Instructions, or as otherwise directed by the Department, and
- provide a list to the Department of any Records that have been destroyed, as directed by the Department.

Records must not be destroyed where the Provider is aware of current or potential legal action or where the records are subject to a [Disposal Freeze or Retention Notice](#) issued by the NAA, even if the minimum retention period has been reached. These Records are priority Records and must be retained in accordance with requirements set out for priority Records in [Control of Records](#) section. A Provider must also comply with any direction from the Department not to destroy Records. Providers must only destroy Records that have reached the minimum retention period and following the review process outlined in [Retention of Records](#) section.

Providers must maintain a list of destroyed Records which must be supplied to the Department upon request. This list must also be retained by the Provider in accordance with the applicable retention period or as directed by the Department.

Refer to [Retention of Records](#) section for information on retention periods.

2.10.1. Methods of destroying Records

When Providers destroy Records, they must use a method that ensures the information is no longer readable and cannot be retrieved.

Digital Records

It is the Provider's responsibility to ensure all digital Records are identified and removed from their systems and destroyed. Methods of destroying digital Records include:

- file shredding
- degaussing – the process of demagnetising magnetic media to erase recorded data
- physical Destruction of storage media – such as pulverisation, incineration or shredding
- reformatting – if it can be guaranteed the process cannot be reversed.

To ensure the complete Destruction of a digital Record, all copies should be found and destroyed. This includes removing and destroying copies contained in system backups and off-site storage.

Deletion is not destruction and does not meet the requirements for Destruction of Australian Government Records. When digital Records are deleted it is only the pointer to the Record (such as the file name and directory path) that is deleted. The actual data objects are gradually overwritten in time by new data. However, until the data is completely overwritten, there remains a possibility that the information can be retrieved.

Physical Records

Providers must ensure physical Records are destroyed using one of the following methods:

- pulping – transforming used paper into a moist, slightly cohering mass.
- burning – in accordance with relevant environmental protection restrictions and
- shredding – using crosscut shredders (using either A or B class shredders).

If Destruction of physical Records is undertaken at an off-site facility, then a certificate of destruction including details of the Records destroyed and appropriate authorisation must be obtained and retained by the Provider.

2.10.2. General Records Authority 30

Records may be damaged beyond repair because of a disaster, emergency, or other unforeseen circumstance, as defined in [GRA 30](#).

If a Provider considers that a Record or Records have been damaged in line with GRA 30, it must not destroy the Record(s) unless and until the Department provides written authority for the destruction of the Record(s). Providers must notify the Department as soon as possible following the Record(s) being damaged, providing at a minimum:

- photographic evidence of the damaged Record(s)
- do any of the damaged Record(s) need to be retained permanently
- information about the circumstances causing the damage, including whether:
 - the Record(s) in their damaged state pose a health hazard, and
 - any Record(s) were able to be retrieved following the circumstances causing the damage and if so, how this retrieval will be managed
- information about the Record(s), including:
 - the number affected, and if approximated, how this number was determined,
 - their content,

- their classification, and
- whether they had been digitised
- information about how the damaged Record(s) are proposed to be destroyed, and
- any other information the Provider considers relevant to a request to destroy the Record(s)

2.10.3. General Records Authority 31

Records as defined in the Deed are Commonwealth records for the purposes of the Archives Act.

Subject to certain exclusions and conditions, the NAA provides permission for the destruction of Commonwealth Records created on or after 1 January 1980 under General Records Authority 31 - Destruction of source or original records after digitisation, conversion or Migration (GRA 31) where those Records have been converted from hard copy to digital form.

Providers, as 'authorised agents' of the Department, must comply with the requirements of GRA 31.

Providers must retain the original copy of a paper Record for the relevant retention period and return it to the Department in accordance with this Chapter, regardless of whether it has also been converted to digital form, if required to do so under relevant Deed/s, Guidelines or if directed by the Department.

Further explanation of the relevant conditions and exclusions for [GRA 31](#) is available on NAA website.

2.10.4. Destruction of Duplicate Records

Digital Records

Duplicate digital records are to be destroyed in accordance with [Methods of Destroying digital Records](#).

Physical Records

Providers must only destroy duplicate paper records in accordance with [NAA guidelines](#).

Chapter 3. Privacy

Supporting Documents for this Chapter:

- [Privacy Notification and Consent Form](#)
- [Provider Privacy Incident Report](#)
- [Learning Centre: Information Exchange and Privacy Module](#)

3.1. Chapter Overview

This Chapter provides information for Providers and their Personnel on their obligations in relation to handling personal and protected information about individuals, as well in relation to reporting privacy incidents.

3.2. The Australian Privacy Principles

The *Privacy Act 1988* (Cth) (Privacy Act) regulates the collection and handling of personal information through minimum privacy standards, known as [the Australian Privacy Principles \(APPs\)](#).

In delivering Services, Providers collect, use and disclose personal information about individuals. In handling this personal information, Providers are required under their Deed(s) to comply with the Privacy Act and the APPs as if they were agencies. The APPs govern the standards, rights and obligations around:

- the [collection, use, and disclosure](#) of personal information;
- an organisation or agency's governance and accountability;
- integrity of personal information
- protection of personal information; and
- the rights of individuals to [access and correct](#) their personal information.

The APPs are principles-based law. The Provider must consider its own situation and relevant Deed provisions, and implement procedures and policies to ensure compliance with the relevant APPs.

3.2.1. Personal information and sensitive information

'Personal information' means information or an opinion about an identified individual, or an individual who is reasonably identifiable, whether the information or opinion is true or not, or is recorded in a material form or not.

Personal information includes an individual's name, signature, date of birth, address, telephone number, sensitive information, bank account details, employment information, and commentary or opinion about an individual. This kind of information may be shared verbally, contained in physical or digital files or documents, such as résumés or application forms provided by the individual, or in an email or text message, or recorded.

'Sensitive information' is a subset of personal information and includes information that relates to an individual's racial or ethnic origin, health status, genetics and biometrics, religious beliefs or affiliations, philosophical beliefs, sexual orientation, criminal record or membership of a political association, professional or trade association or trade union.

When handling personal information, Providers must ensure they are assessing whether the information is also sensitive information, as there are higher standards and additional requirements for collecting, using and disclosing sensitive information. For example, an individual's consent is not required for a Provider (as an APP entity) to collect personal information but will be required for a Provider to collect sensitive information. Inappropriate handling of sensitive information is particularly serious and can result in, amongst other things a requirement to pay compensation or to enter into enforceable undertaking.

3.2.2. Consent and the APPs

In complying with the Privacy Act, the APPs and this Chapter, Providers may be required to seek consent from individuals to permit the handling of their personal and sensitive information. Consent can be given expressly, either orally or in writing, or it can be implied.



In situations of verbal or implied consent, Providers must record the nature of the individual's consent in the Department's IT Systems (where the Provider has access) or in another appropriate format (where the Provider does not have access and which must be made available to the Department on request).

For an individual's consent to be valid, Providers must ensure:

- the individual is adequately informed before giving consent,
- the individual gives consent voluntarily,
- the consent is current and specific, and
- the individual has the capacity to understand and communicate their consent.

Providers must ensure that each individual's consent is regularly reviewed on an ongoing basis (such as in relation to the collection and disclosure of sensitive information under the [Privacy Notification and Consent Form](#), see [APP 3: Collection of solicited personal information](#) below).

Where an individual is under 18 years old, the Provider must decide if the individual has the capacity to consent on a case-by-case basis. The [OAIC advises, as a general rule](#), that an individual under the age of 18 has the capacity to consent if they have the maturity to understand what is being proposed. If the individual lacks maturity it may be appropriate for a parent or guardian to consent on their behalf.

Further information about consent can be found on the [OAIC's website](#).

3.3. APP 3: Collection of solicited personal information

APP 3 outlines when an APP entity may collect solicited personal information, including sensitive information.

To deliver the Services they are contracted to provide, Providers are generally required to collect personal information. APP 3 outlines when an APP entity may collect solicited personal information, including sensitive information (see [Consent and the APPs](#)).

Providers may only solicit and collect personal information that is reasonably necessary for, or directly related to, one or more of the Provider's functions or activities. A Provider's functions or activities will vary depending on the Services being delivered and Providers should consider their

obligations under their Deed(s) with the Department to deliver Services before collecting personal information.

3.3.1. Consent to the collection of sensitive information

In addition to the above, Providers must only collect sensitive information where the individual gives consent to the collection, unless another exception applies.

For Providers delivering Services to Participants, during the first meeting with the individual, the Provider must:

- explain the [Privacy Notification and Consent Form](#), and its contents, to the participant, including how their personal and sensitive information will be handled,
- seek the individual's express written consent to collect their sensitive information by asking the individual to sign Part B of the [Privacy Notification and Consent Form](#). Please note Providers may digitise, but must not amend, the Privacy Notification and Consent Form (with the exception of selecting the program from the drop-down menu), and
- advise the individual that they are not required to give consent for the collection of their sensitive information and can withdraw their consent at any time.



Providers must retain copies of the [Privacy Notification and Consent Forms](#) signed by individuals in accordance with the Records Management Instructions Chapter and any other Guideline. These must be made available to the Department on request.

While signing the [Privacy Notification and Consent Form](#) may indicate express consent at the time of signing, individuals may also provide their express consent to the form verbally. In some circumstances, Providers may also reasonably infer from an individual's conduct that there has been implied consent to the collection of sensitive information, for example, from the voluntary disclosure of a document containing sensitive information to the Provider.

Where consent is not provided or is withdrawn, and no APP exception applies, the Provider cannot collect the individual's sensitive information. In these circumstances, Providers must explain to the individual that they will still be required to participate in the relevant program, however, the lack of consent may limit the options and employment services that a Provider can offer. For example, if an individual does not consent to the collection of sensitive information about their health status or racial or ethnic origin, they may not be referred to any possible appropriate targeted services.



Where an individual withdraws consent to the collection of their sensitive information, the Provider must not destroy the Privacy Notification and Consent Form, except in accordance with the Archives Act, and the Provider must record the withdrawal of the individual's consent to the collection of their sensitive information on the individual's record in the Department's IT Systems (where the Provider has access), or in another appropriate format (where the Provider does not have access and which must be made available to the Department on request).

Some examples of exceptions which may permit the collection of sensitive information without consent include:

- the collection of the information is required or authorised by or under an Australian law or a court/tribunal order (e.g. the Social Security Law);
- it is unreasonable or impracticable to obtain the individual's consent to the collection and the Provider reasonably believes that the collection is necessary to lessen or prevent a serious threat to the life, health or safety of any individual or to public health or safety; or

- the Provider has reason to suspect that unlawful activity, or misconduct of a serious nature, that relates to the Provider's functions or activities has been, is being or may be engaged in and the Provider reasonably believes that the collection is necessary in order for the Provider to take appropriate action in relation to the matter.

The above are examples only. Providers should seek their own independent legal advice before collecting sensitive information without consent or if the Provider is unsure whether the information is a Commonwealth record, and should consider the circumstances and obligations under Use and Disclosure of Protected Information below.

3.3.2. Manner of collection

Providers must only collect personal information directly from the individual, unless any one of the following exceptions applies:

- the individual consents to the collection of the information from a third party; or
- the Provider is required or authorised by Australian law, or court/tribunal order, to collect the information from the third party; or
- it is unreasonable or impracticable to collect the personal information directly from the individual.

For example, it may be unreasonable or impracticable to collect personal information directly from an individual where language difficulties prevent the individual from providing their personal information. In these cases, the Provider should seek the individual's consent to collect the information through an interpreter or translator. Under APP 10, Providers are required to take reasonable steps to ensure that the personal information they collect is accurate, up-to-date and complete. Providers therefore need to take steps to ensure that the interpreter or translator that is used will be providing accurate and complete information from the individual.

The collection of personal information by a Provider must be by lawful and fair means only. A fair means of collecting information is one that does not involve intimidation or deception, and is not unreasonably intrusive.

3.4. APP 4: Dealing with unsolicited personal information

APP 4 outlines when an APP entity may collect unsolicited personal information.

A Provider may receive personal information it did not ask for. APP 4 outlines when a Provider may collect unsolicited personal information. Where a Provider receives unsolicited personal information, it must determine whether it would have been permitted to collect the personal information under APP 3. If not, the Provider must, destroy or de-identify the information unless it is a Commonwealth record under the Archives Act. Most records held by Providers in performing the Services will be Commonwealth records. Providers should seek their own independent legal advice prior to destroying unsolicited information.

If the Provider determines that it could have collected the personal information under APP 3, or retains the personal information because it is contained in a Commonwealth record, it must handle the information in accordance with the Privacy Act.

3.5. APP 5: Notification of the collection of personal information

APP 5 requires an APP entity that collects personal information about an individual, to take reasonable steps to notify the individual of certain matters or to ensure the individual is aware of those matters.

As well as obtaining their consent to the collection of sensitive information as required by APP 3, the Privacy Notification and Consent Form complies with APP 5.2 by informing the individual of matters such as:

- the identity and contact details of the Department
- the purposes for which the Department and Provider are collecting the personal information, and
- the main consequences for the individual if all or some of the personal information is not collected by the Department and Provider.

3.6. APP 6: Use and Disclosure of personal information

APP 6 provides that if an APP entity holds personal information about an individual that was collected for a particular purpose (primary purpose), the entity must not use or disclose the information for another purpose (secondary purpose) unless an exception applies.

Personal information in employment services is generally collected, used and disclosed for the primary purpose, which is administering the relevant employment service program and to provide individuals with appropriate services and assistance. A Provider may use and disclose an individual's personal information, including sensitive information, for the primary purpose. More information about the primary purpose can be found in the [Privacy Notification and Consent Form](#).

A secondary purpose is any purpose that is not the primary purpose. Providers must not use or disclose personal information for a secondary purpose unless an exception applies, including where:

- the individual consents to the use or disclosure for the secondary purpose*
- the individual would reasonably expect the use or disclosure for the secondary purpose, and either the secondary purpose is related to the primary purpose or, in the case of sensitive information, is directly related to the primary purpose, or
- the use or disclosure is required or authorised by or under an Australian law or a court/tribunal order (e.g. the Social Security Law, see [Use and Disclosure of Protected Information](#)).

The APP 6 obligations apply to the use of personal information by the Provider and the disclosure of personal information to third parties, that is parties other than the Provider. The Provider may disclose personal information, other than sensitive information, to a related body corporate.

*It should not be assumed that an individual has given consent on the basis alone that they did not object to a proposal to handle personal information in a particular way.

3.6.1. Information for 'checks'

Subject to APP 6, Providers must not disclose personal information for the purpose of checks, including police checks, Working with Children Checks, Working with Vulnerable People Checks, Visa Entitlement Verification Online (VEVO) checks and health/medical checks.

If an individual is offered paid work and the Employer seeks one or more of these checks, the Employer should source the information directly from the individual.

When referring an individual to a relevant agency for a check to be undertaken, Providers must ensure that the individual is aware that their personal information will be disclosed to the relevant agency for this purpose, and provide relevant information, including details of what the check will involve. Where a Provider is referring an individual to an activity that requires one or more of these checks, the Provider must refer the individual to the relevant agencies which undertake the checks prior to the placement. See deed clauses on 'Checks and reasonable care' for further information.

3.6.2. Tax File Numbers

Providers should also note that the *Privacy (Tax File Number) Rule 2015* (TFN Rule) only allows certain people, agencies, organisations and other entities that are authorised by taxation, personal assistance or superannuation law to ask for and receive TFNs ('authorised or lawful TFN recipients'). A TFN recipient also must not record, collect, use or disclose TFN information unless this is permitted under taxation, personal assistance or superannuation law.

TFN recipients must take reasonable steps to protect TFN information from misuse and loss, and from unauthorised access, use, modification or disclosure. A breach of the TFN Rule is an interference with privacy under the Privacy Act.

Due to the particular sensitivities attached to TFNs, their use and disclosure are governed by secrecy provisions in applicable legislation. Relevantly, subsection 8WB(1) of the *Taxation Administration Act 1953* (Cth) (TAA) provides that, unless an exception applies, a person must not divulge or communicate another person's TFN to a third person. A breach of subsection 8WB(1) of the TAA may lead to criminal liability.

3.7. APP 7: Direct marketing

APP 7 provides that a Provider must not use or disclose personal information for the purposes of direct marketing unless an exception applies. Prior to undertaking any direct marketing in relation to functions and activities under the Deed(s), Providers must consider whether the proposed marketing is consistent with the Privacy Act. Providers should obtain their own independent legal advice.

3.8. APP 9: Adoption, use or disclosure of government related identifiers

Providers routinely interact with government related identifiers, including Centrelink Reference Numbers (CRNs) and Job Seeker Identification numbers (JSIDs). APP 9 restricts the adoption, use and disclosure of government related identifiers by organisations. Under the Deed, Providers must comply with APP 9.

APP 9 provides limited exceptions where a Provider may:

- adopt a government related identifier of an individual as its own identifier of the individual, or
- use or disclose a government related identifier of an individual.

An example is where the use or disclosure of a government related identifier is reasonably necessary for the Provider to fulfil its obligations to the Department. Providers should note that consent is not a basis on which the adoption, use or disclosure of a government related identifier may be permitted and should also consider the additional requirements regarding the use and disclosure of [Tax File Numbers](#). Providers should obtain their own independent legal advice.

3.9. APPs 12 and 13: Access to and correction of personal information

Under APP 12, if an APP entity holds personal information about an individual, the entity must, on request by the individual, give the individual access to the information. APP 12 does not stipulate any formal requirements for making a request, or require that a request to access personal information be made in writing or require an individual to state that it is an APP 12 request. Therefore, a verbal request for personal information may be a valid request under APP 12.

Under APP 13, if an APP entity holds personal information about an individual and the individual requests the entity to correct the information, the entity must take such steps as are reasonable in the circumstances to correct that information to ensure that, having regard to the purpose for which it is held, the information is accurate, up-to-date, complete, relevant and not misleading.

Generally, Providers must process requests for access to personal information and requests for correction of personal information. If a Provider receives such a request, they must provide a response within 30 calendar days after the request is made.

Certain requests must be directed to the Department for consideration where they encompass records containing information falling within the following categories:

- records also containing information about another person
- medical/psychiatric records (other than those actually supplied by the individual, or where it is clear that the individual has a copy or has previously sighted a copy of the records)
- psychological records, and
- information provided by other third parties.

Providers **must not** direct a request to the Department without first considering whether they are obliged to process the request.

If an individual is seeking access to personal information on behalf of another individual, Providers must obtain written authority from the individual whose personal information is being sought before releasing any documents. At a minimum, an authority should state the individual's name, include a description of the documents that they are authorising the release of, who the documents can be released to and bear the individual's signature.

If the Provider is unable to obtain written authority, they should inform the individual that they may wish to make a request under the *Freedom of Information Act 1982* (FOI Act). Requests under the FOI Act should be directed to the Department via FOI@dewr.gov.au.

3.9.1. Freedom of Information requests

Under the Deeds, Providers are required to assist the Department in processing requests under the FOI Act by providing Records (digital or physical) in their possession that are relevant to a request.

An individual seeking to access documents containing their personal information may submit a request for access under either the Privacy Act or the FOI Act. However, where the document being sought does not contain their personal information, access is not available under the Privacy Act as the Privacy Act only applies to personal information.

Requests under the FOI Act should be directed to the Department via FOI@dewr.gov.au.

3.10. Use and disclosure of Protected Information

Protected Information is information about a person that was obtained by an officer under the Social Security Law, and is held or was held in the records of the Department or Services Australia. Protected information may also be personal information under the Privacy Act.

For example, if an individual receives a social security benefit or payment, that individual's information (including their name, date of birth and contact details) will likely be both personal and Protected Information.

3.10.1. Offences related to Protected Information

It is an offence under the *Social Security (Administration) Act 1999* (Administration Act) for a person to intentionally obtain, make a record of, disclose to any other person, or otherwise use, Protected Information if the person:

- is not authorised by or under the Social Security Law to do so, and
- the person knows, or ought reasonably to know, that the information is Protected Information.

This means the Provider's Personnel may commit a criminal offence if they:

- search for, or access, Protected Information not required for their duties
- make copies of Protected Information where not authorised
- disclose Protected Information to other staff or third parties who do not need to know that information
- otherwise use Protected Information where not permitted.

3.10.2. Permitted uses of Protected Information

Providers are permitted to obtain, make records of, use and disclose Protected Information where this is authorised or required by the Social Security Law, such as:

- for the purposes of the Social Security Law, such as ensuring that an individual enters into, and complies with their Job Plan, or
- to deliver the Services.

Providers may also make a record, use and disclose an individual's Protected Information where that individual provides express or implied consent to that use or disclosure. This may be helpful where a Provider wishes to assist or support an individual by providing their information with their consent to a third party.

3.10.3. Public Interest Certificates

In addition to the permitted uses discussed above, Providers may disclose Protected Information to certain persons where this is authorised by a Public Interest Certificate (PIC). A PIC identifies the information that can be disclosed, the purposes for which the Protected Information can be disclosed and to whom the information can be disclosed. The PIC may also specify who can disclose the information.

Class PICs

The Department's Secretary has issued [Social Security \(Administration\) \(Class of Cases\) Public Interest Certificate 2022](#) (the Class PIC). Under the [Instrument of Delegation](#), the Secretary has delegated the power to disclose information in accordance with the Class PIC, to all persons engaged by an organisation contracted by the Department to deliver employment services for the Commonwealth (i.e. a Provider) who have completed the Department's [Information Exchange and Privacy training](#) (available on the Learning Centre). Provider Personnel should be up to date with this training (i.e. completed within the previous 12 months). Each person who meets these criteria is referred to as a 'delegate' for the purposes of the Class PIC.

Preventing or lessening a threat

A delegate may disclose Protected Information about an individual under the Class PIC to police, emergency services, an emergency call service "Triple Zero", health service providers, or child protection agencies:

- where the person making the request cannot reasonably obtain the information from another source, and
- the individual to whom the information relates is unable, refuses, or is likely to refuse to provide information to those specific persons, and
- disclosure of the information is necessary to prevent or lessen a threat to the life, health or welfare of a person.

Offences against the Commonwealth, Commonwealth officers, or offences in Provider premises

A delegate may also disclose Protected Information about an individual to the police under the Class PIC:

- where the police cannot reasonably obtain the information from another source, and
- the individual to whom the information relates is unable, refuses, or is likely to refuse to provide information to the police, and
- the disclosure of the information is necessary because an offence or threatened offence has occurred against an officer, or against Commonwealth property, or in premises occupied by an organisation contracted by the Department to provide employment services for the Commonwealth.

Process for disclosure under the Class PIC

The delegate must consider the facts of the case and determine if the Class PIC applies. A delegate may consult with others (to the extent Social Security Law allows) to determine if the Class PIC applies and, if so, who may be best placed to disclose the information.

Where a delegate has determined that the Class PIC applies to a situation, the delegate should only disclose the Protected Information about an individual that is relevant to the purpose. The Protected Information that may be disclosed where relevant is:

- the full name, any previous names and any other names the person is known by;
- any contact details (including postal or residential addresses) and telephone numbers; and
- any other information necessary to the purpose for which the information is needed. For example, it is unlikely that providing a Participant's JSID or Tax File Number will be necessary for any of the purposes specified in the Class PIC. Delegates must ensure that disclosures of information under the Class PIC do not incidentally or otherwise release unnecessary information, including the information of unrelated individuals.

Once the delegate has disclosed the information, they must complete the [Release of Protected Information Notification Form](#). Once completed, the Provider must send the completed form to their Provider Lead as soon as possible and within 48 hours of the disclosure of information.

Process for disclosure of CCTV footage

Providers may be asked by police or other third party requestors for copies of CCTV footage to assist in the investigation of the types of offences referred to in the Class PIC. Where the CCTV footage contains personal information or Protected Information of multiple individuals, Provider staff should not disclose the CCTV footage to police or third party requestors under the Class PIC. If a Provider receives a request for CCTV footage containing Protected Information, or otherwise wishes to disclose such footage to a third party, the request should be sent to their Provider Lead for consideration by the Department of whether a Specific PIC can be issued. See [Specific PICs](#) below for information on what to include in this request.

Specific PICs

Providers are required to obtain a specific PIC to release Protected Information in situations that are not covered by the Class PIC and disclosure is not otherwise authorised, such as lack of consent of the individual or individuals. Examples include:

- releasing Protected Information to Police or other authorities where the Class PIC does not apply, such as when there is no threat to anyone's life, health or welfare; and
- responding to a subpoena or other notice requiring production of documents.

Providers will need to approach the Department through their Provider Lead (in writing) to request consideration of issuing a specific PIC. Providers should make the request as soon as they become aware of circumstances where they wish to, or are being asked to, disclose Protected Information to ensure the Department has sufficient time to review and respond to the request.

As part of any request to the Department, Providers must provide a copy of any request from a third party they have received, and as many details as possible about why the specific PIC is being sought, including the following:

- who the request was made by, their contact person and phone number;
- why the information is required by the person making the request;

- why the information could not be obtained from another source (e.g. what other steps they have taken to try to obtain the information and the outcome of those steps);
- if the request relates to a breach or an alleged breach of a law (criminal or otherwise):
 - what the breach or alleged breach is, including the legislation involved;
 - the details of imprisonment and/or pecuniary penalties; and
 - the details surrounding the breach;
- if the request may require the disclosure of CCTV footage:
 - a summary of what the footage shows, including the relevant individuals visible in the footage and whether they are Participants, Personnel or other third parties (such as bystanders or witnesses);
 - a copy of the footage, where reasonably available to be extracted and provided to the Department;
 - reason for the existence of the CCTV footage; and
 - confirmation as to whether the Provider is holding footage in the records of the Department, or whether footage is taken on the Department's behalf (and if this footage is made available to the Department);
- the information that is to be released;
- the due date of the request, if applicable. For example, a deadline specified by a subpoena; and
- the Provider's assessment of the request, including its assessment of the appropriateness under the Class PIC and why it may not be appropriate to seek the relevant Participant's consent to the disclosure.

The Department will not issue a specific PIC in every case and the Provider should obtain their own independent legal advice before responding to the request for, or otherwise disclosing, Protected Information. Please note, the Department will endeavour to respond to each request before any specified due date or deadline that is reasonable, however, this may not always be possible, and Providers should ensure that they obtain their own independent legal advice.

Subpoenas or notices to produce

If a Provider receives a subpoena or a notice to produce from a court which requires disclosure of Protected Information, the Provider must ensure that they comply with all relevant laws, as well as the requirements of the Deed and Guidelines, in responding to that subpoena or notice to produce.

In particular, Providers should have regard to section 207 of the Administration Act in determining whether a Participant's Protected Information can be disclosed. Providers should obtain their own legal advice, where relevant.

Providers do not need to contact the Department if the Participant has consented to the release of the information to a nominated recipient for a specified purpose as requested under a subpoena or notice to produce, irrespective of whether it is related to employment services. For example, if a Participant is in an unrelated motor vehicle incident, they might claim compensation and the relevant insurer might want access to Protected Information about a Participant held by the Provider to help assess the Participant's claim. The Department takes the position that the Protected Information could be disclosed to the court if the Participant consents and that it would be acceptable for the Provider to seek the Participant's consent if the insurer has not already supplied the Provider with evidence of their consent.

3.11. Privacy Incidents and the Notifiable Data Breaches Scheme

Acts or practices by a Provider which breach an APP are an interference with the privacy of the individual. The OAIC has powers to investigate possible interferences with privacy, either following a complaint by an individual or on the OAIC's own initiative. The OAIC also has a range of enforcement powers and other remedies.

Providers are required under [the Notifiable Data Breaches scheme](#) to notify affected individuals and the OAIC about eligible data breaches. An eligible data breach occurs when:

- there is unauthorised access to, or disclosure of, personal information held by an entity, or information is lost in circumstances where unauthorised access or disclosure is likely to occur
- this is likely to result in serious harm to any of the individuals to whom the information relates, and
- the entity has been unable to prevent the likely risk of serious harm with remedial action.

The Provider must Notify the Department as soon as possible following becoming aware of any unauthorised access to, use or disclosure of, personal information, or a loss of personal information the Provider holds using the [Provider Privacy Incident Report \(PPIR\)](#). This applies to all privacy incidents, whether or not they are an eligible data breach.

Providers must promptly assess all potential privacy incidents to determine whether an eligible data breach has occurred and, if required, notification is to be provided to affected individuals and to the OAIC. Providers must take all reasonable steps to ensure that this assessment is completed within 30 calendar days of becoming reasonably aware of an eligible data breach.

By responding quickly, a Provider can substantially decrease the impact on affected individuals, and reduce the costs associated with dealing with the privacy incident, including reputational costs.

The Provider must also provide the Department with a copy of any notification of an eligible data breach made to OAIC and any subsequent correspondence with OAIC.

Providers should refer to the OAIC website for information on the Notifiable Data Breach scheme.

The Provider must also immediately Notify the Department if it becomes aware:

- of a breach or possible breach of any of the obligations contained in, or referred to in the Deed(s) by any Personnel or Subcontractor
- that a disclosure of personal information may be required by law, or
- of an approach to the Provider by the Information Commissioner or by an individual claiming that their privacy has been interfered with.

Providers should be aware that the Department monitors Personnel access to Records in the Department's IT Systems. Where a clear business reason for access to a Record or Records is not identified, the Department may require further information or investigation by a Provider, and may take action against individuals.

3.12. Privacy complaints

An individual who considers that their privacy has been interfered with can contact the Department and/or the OAIC to make a complaint. Where possible, complaints under the Privacy Act should be directed to an individual's Provider in the first instance.

Providers are required to respond to any privacy complaints within 10 Business Days and in accordance with the PPIR where a privacy incident has been identified. Providers should follow [OAIC's advice on handling privacy complaints](#).

3.13. Referring individuals to the Department in relation to privacy matters

After first directing their query to their Provider, an individual can contact the Department to query how their personal information is handled, request access to or correction of their personal information, or make a privacy complaint in relation to the Department or a Provider.

Individuals may contact the Department via privacy@dewr.gov.au.

For further information and alternative contact details, please refer to the [Department of Employment and Workplace Relations' Privacy Policy](#).

3.14. Awareness and Training Expectations

Providers must adopt practices to ensure its Personnel are aware of their obligations under the Privacy Act, the Deed and this Chapter. Providers who have access to the Department's IT Systems must ensure that Personnel who handle or will handle personal information in the course of delivering services under the Deed complete the Department's [Information Exchange and Privacy module](#) (training module), available on the Learning Centre:

- prior to delivering the Services; and
- at least once every 12 months.

Providers should note that the Department's privacy training module has been developed to cater for the delivery of all employment services. It is not a substitute for any tailored internal privacy training Providers make available to their Personnel. Providers must consider the nature of the employment services they are delivering and Personnel interaction with personal information for those employment services. Where required, the Provider must supplement the Department's privacy training module with its own additional privacy training, within the timeframes above.

3.14.1. Information Exchange and Privacy Module

The Department's [Information Exchange and Privacy module](#) explains the key concepts under the Privacy Act and the APPs which govern how personal information is collected, used, disclosed, and stored.

The training module is mandatory and is essential to ensure that Personnel have a common understanding of this Chapter, the APPs, and the Social Security Law, including key processes that help manage potential risks. The completion of mandatory training assists Providers to meet legislative and regulatory requirements, but is not sufficient to meet those requirements.

Privacy resources are also published on the Provider Portal for Personnel to access.

Providers should ensure their internal privacy practices, policies and procedures are proactively reviewed, taking into account compliance with new laws or updated information handling practices, and ensuring that they are responsive to new privacy risks.

3.14.2. Personnel Compliance

Providers must monitor and annually self-audit that Personnel completion of privacy training, including the Department's mandatory privacy training module. The Department may request details of a Provider's self-audit at any time, or may conduct its own audit of a Provider's compliance with the requirements in this Chapter.

Where privacy training is undertaken outside of the Department's Learning Centre, the Provider must retain Records of privacy training undertaken by their Personnel and must make this available to the Department on request.

It is also suggested that Providers put in place their own processes to audit the compliance of their Personnel with privacy obligations more generally.

Chapter 4. External Systems Assurance Framework (ESAF)

4.1. Chapter Overview

This Chapter provides guidance for Providers in relation to:

- meeting the Department's security accreditation requirements,
- obtaining accreditation, and
- maintaining accreditation for the duration of their Deed

under the ESAF.

Providers are able to access sensitive client information via the Department's online systems. This level of access requires appropriate levels of security.

The Department uses the ESAF to determine that Providers and their External IT appropriately manage the level of risk to the security of information they hold. As part of the ESAF, Right Fit for Risk (RFFR) provides a tailored assurance approach to inform the Department's accreditation decision. The RFFR approach closely follows the ISO 27001 international standard that sets out the requirements for an Information Security Management System (ISMS).

Providers are required to undertake the accreditation process and be accredited to demonstrate their ability to meet the Department's requirements for Provider information security in the manner and within the timeframes specified in this Chapter. Providers accredited under the ESAF must maintain their accreditation for the duration of their Employment Deed with the Department, or the period they retain access to personal information collected during delivery of employment services (whichever is later).

If a Provider does not obtain accreditation or reaccreditation within the timeframes specified in the ESAF, including the RFFR, or their Employment Deed, the Provider must immediately cease using, and ensure that any relevant Subcontractor ceases using, the relevant Provider IT System.

Note: For the purposes of the Workforce Australia - Entrepreneurship Facilitator Deed 2022-2025, all references to Deed Commencement Date in this Chapter should be read as the Service Start Date, which is 1 July 2022.

4.2. External Systems Assurance Framework

The ESAF provides assurance that the risks to the Department's IT Systems and data, information and Records stored outside of the Department's IT Systems environment are managed securely and appropriately.

This is consistent with the whole of government Protective Security Policy Framework (PSPF). As part of the PSPF, the Department is accountable for ensuring that all contracted Providers used in the delivery of its programs also comply with PSPF requirements.

The ESAF covers External IT Systems associated with:

- the delivery of the Services, including storage, processing or communication of data related to delivering the Services,
- Accessing the Department's IT Systems, and
- data, information and Records supporting the program.

The areas of assurance covered in the ESAF are Provider IT Systems and Third Party Employment Systems (TPES).

4.2.1. Providers' IT Systems

Provider accreditation under the ESAF provides assurance that the Department's IT Systems and data are safeguarded when accessed by Providers and Subcontractors. The accreditation of Provider IT Systems provides assurance to the Department that sufficient security measures are in place to manage Provider and Subcontractor security risks.

4.2.2. Third Party Employment Systems (TPES)

TPES are any Third Party IT systems used in association with the delivery of the Services, whether or not that Third Party IT system accesses the Department's IT Systems, and where that Third Party IT system:

- contains program specific functionality or modules; or
- is used, in any way, for the analysis of Records relating to the Services, or any derivative thereof.

TPES are specialised and Department accredited systems that may interface with the Department's IT Systems and make employment industry-specific functionality available to licensed users.

Vendors of accredited TPES have demonstrated their implementation of an information security management system covering the TPES which meets RFFR requirements. The status of all existing accredited TPES is outlined on the [Department's Digital Information Assurance and IT Security Compliance website](#).

If a Provider uses a TPES, the Provider must ensure that they:

- have accessed the relevant TPES accreditation letter
- understand the scope of the TPES accreditation
- identify if the Provider's system configuration matches the accredited TPES configuration, and
- identify risks associated with use of unaccredited TPES functionality and implements appropriate mitigation strategies.

Providers wishing to use unaccredited software or services must assess risks, conduct their own evaluations, and ensure appropriate controls are in place.

Providers must obtain written approval from the Department to use or change a TPES.

4.3. Right Fit for Risk approach

The RFFR approach includes requirements in relation to Provider accreditation based on the:

- **International Standard ISO/IEC 27001:2013** Information technology – Security techniques – Information security management systems – Requirements (ISO 27001) – the international standard outlining the core requirements of an Information Security Management System.

- **Australian Government Information Security Manual (ISM)** – the Australian Government’s cyber security framework to protect systems and data from cyber threats.

The RFFR approach includes a requirement that Providers design and implement an Information Security Management System (**ISMS**) that is consistent with the requirements of ISO 27001. An ISMS is a systematic approach to managing business information so that it remains secure and available when staff need it. It secures people, premises, IT systems and information by applying a risk management process to information security.

The RFFR program extends ISO 27001 in 2 key areas:

- ISO 27001 requires organisations to consider the set of security controls presented in Annex A to the standard and identify which are applicable to mitigating their security risks. RFFR extends this requirement by asking Providers to also consider the set of security controls presented in the ISM that are relevant to securing OFFICIAL classified information.
- The Department has identified core expectation areas that are particularly important to the security posture at all organisations. All Providers are expected to include security controls that support the core expectation areas under the RFFR when identifying applicable controls for inclusion in their ISMS.

4.4. Guidelines for accreditation and maintenance of accreditation

The Department is the accrediting authority for Providers. To accredit Providers, the Department seeks assurance that the Provider has implemented an appropriate standard of security over their information and their IT environment. The accreditation process for each Provider depends on their size and risk profile.

To demonstrate that Provider IT Systems meet RFFR requirements, the Department requires Providers to follow the RFFR approach. The RFFR approach requires Providers to complete a set of milestones within a prescribed time period. At each milestone, Providers check in with the Department to review progress, assess risk and provide guidance on meeting the RFFR requirements.

The milestones are designed to allow Providers to assess their organisation’s level of cyber security measures in place and implement any improvements identified at the same time as gaining a customised ISMS that conforms with ISO 27001.

4.5. Provider classification for accreditation

The RFFR approach classifies Providers into a category to obtain accreditation.

- Category 1: Providers delivering Services to 2,000 or more individuals per annum as a result of all of their Deeds (including individuals serviced by Subcontractors)
- Category 2: Providers delivering Services to fewer than 2,000 individuals per annum as a result of all of their Deeds (including individuals serviced by Subcontractors). This category includes two sub-categories referred to as “Category 2A” and “Category 2B” below.

When determining whether a Provider is in Category 2A or 2B, the Department will consider a range of risk factors including the:

- IT environment
- level of outsourcing
- subcontracting arrangements

- organisational structure
- level of security maturity
- the extent of sensitive information held and level of access to departmental systems
- other relevant factors.

The Department considers the number of individuals receiving services from the Provider and any Subcontractors ("caseload volume") in the aggregate across all Deeds. Should the Provider enter into new Deeds with the Department that alters the caseload volume, the Department will reassess their categorisation and may require the accreditation to be updated if the categorisation changes.

Each of the Provider categories is associated with its own assurance pathway under the RFFR approach.

The Department will categorise a Provider based on their RFFR questionnaire submission (or equivalent) and additional information obtained through an interview with the Provider. Completion of this interview and categorisation activity marks Milestone 1 in the RFFR process.

Table 4-A provides guidance to Providers on the basis of accreditation and accreditation maintenance activities required for each category.

Table 4-A: Provider Classification

Category	Category 1	Category 2	
Sub-category	Nil	2A	2B
Annual Case load	2,000 or more	Under 2,000	Under 2,000
Risk profile	Greater risk	Medium Risk	Low risk
Basis of accreditation	ISO 27001 conforming ISMS - independently certified	ISO 27001 conforming ISMS - self-assessed	Management Assertion Letter
Accreditation maintenance	Annual surveillance audit and triennial recertification	Annual self-assessment	Annual management assertion letter
Milestones to complete	1, 2 and 3	1,2 and 3	1 and 3

4.6. Milestones for completing the accreditation process

4.6.1. Milestone 1

Respondents to relevant Requests for Proposal or Tender (RFP or RFT) are required to submit a completed RFFR questionnaire to the Department on how they use information and manage security. The completed questionnaire provides the Department with information regarding the respondent's business, IT security posture, subcontracting arrangements, and readiness to meet RFFR requirements.

Milestone 1 is initiated through the submission of a RFFR questionnaire required as part of a Provider's RFP/RFT response. The Department will review the RFFR questionnaire, assess risk and

provide guidance to Providers on completing subsequent Milestones of the RFFR accreditation process as relevant. On the execution of an Employment Deed, the Department will engage with the Provider to discuss their IT security posture and next steps toward RFFR accreditation.

Table 4-B sets out the requirements for Milestone 1 for Providers who are already accredited or already in the process of being accredited.

Table 4-B: Requirements for the Milestone 1 process

Assessment method	Review of submitted RFFR questionnaire and discussion.
Submission deliverables	RFFR questionnaire submitted by the Provider as part of their RFP/RFT response.
Key actions and outcomes	<p>The Provider and Department representatives will discuss the Provider's business, stakeholders, contractual obligations, information, systems and practices to assist the Provider to determine the scope of their Information Security Management System.</p> <p>Unaccredited Providers: The Department will confirm the Provider's categorisation and the associated RFFR assurance requirements for completing Milestone 2 and 3. Providers intending to deliver Services to fewer than 2,000 individuals will review additional risk factors with the Department to determine whether the Provider should be classified into Category 2A or 2B.</p> <p>Providers part way through an existing accreditation process: Existing Providers who are part way through an accreditation process for delivering Services under an existing Employment Deed should take steps as advised in the purchasing documentation.</p> <p>Accredited Providers with new Deeds: The Department will review the extent of changes to the Provider's scope of Services and determine if the Provider should be in a different category as a result of the new Deeds. In accordance with the terms of their accreditation, the Provider should consider whether their Information Security Management System requires review and update to ensure that people, locations, systems and information associated with services under the new Deeds are appropriately secured; and notify the Department. If no significant changes have occurred, accredited Providers do not need to complete Milestones 2 and 3 and need only maintain their RFFR accreditation.</p>
Next steps	<p>For large organisations it is recommended Providers appoint a champion within the organisation to ensure compliance with the RFFR</p> <p>Commence development of documentation required by the Provider's category (see Table 4-C below)</p>

Assessment method	Review of submitted RFFR questionnaire and discussion.
	Identify where existing security controls meet RFFR requirements, and where there are gaps requiring that additional controls be implemented.
Due dates	Completed within one month of Deed execution by the Department.

4.6.2. Milestone 2

Milestone 2 requires Providers to demonstrate their ISMS has been designed to reflect RFFR requirements applicable for their Category (as advised at Milestone 1). Providers are required to demonstrate that appropriate security controls are planned to be implemented within the organisation through submission of required documentation.

The process for completing Milestone 2 depends on the Provider's category. This Milestone does not apply to Category 2B Providers who instead proceed directly to Milestone 3.

Reference guides, materials and templates to support Milestone 2 written submissions are available from the Department's website. It is not mandatory to use the Department's templates.

Table 4-C lists the requirements for Providers to achieve Milestone 2.

Table 4-C: Milestone 2 requirements

	Category 1 Provider	Category 2A Provider	Category 2B Provider
Submission deliverables	<ul style="list-style-type: none">ISMS scopeStatement of Applicability (SoA) reflecting RFFR requirementsIndependent assessor’s Stage 1 report	<ul style="list-style-type: none">ISMS scopeSoA reflecting RFFR requirementsISMS Self-assessment report (conformance)	Not applicable
Implementation status	Provider’s ISMS is expected to substantially conform with ISO 27001 requirements, however applicable controls sourced from ISO 27001 Annex A and from the Australian Government Information Security Manual are not expected to be implemented at this stage		
Assessment method	Independently issued assessed by a JAS-ANZ accredited ISO 27001 conformance assessment body	Self-assessed by business owners	
Outcomes to progress to Milestone 3	Department acceptance of submission deliverables.	Department acceptance of submission deliverables.	

	Category 1 Provider	Category 2A Provider	Category 2B Provider
Next steps	Implement the ISMS in accordance with its design		
Due dates	To be completed within 3 months from the Deed Commencement Date		

4.6.3. Milestone 3

Milestone 3 emphasises the Provider’s progress to conforming with ISO 27001 and implementing the controls applicable to the organisation. While all applicable controls are important, priority should be on ensuring conformance with controls that support the RFFR core expectations.

If not fully implemented at the point of the Milestone 3 submission, Providers are required to inform the Department of their expectation as to when each applicable control will be fully in place and when any remaining areas of non-conformance will be addressed.

Providers should be aware that applicable but unimplemented controls (and remaining areas of non-conformance) will impact the Department’s assessment of residual risk associated with the Provider, and the Department’s decision to accredit the Provider. The Department does not discourage any Category 2A and 2B Providers from seeking ISO 27001 certification as there may be significant perceived or actual benefits to other aspects of the Provider’s business.

Table 4-D lists the requirements for Providers to achieve Milestone 3.

Table 4-D: Milestone 3 requirements

	Category 1 Provider	Category 2A Provider	Category 2B Provider
Submission deliverables	<ul style="list-style-type: none"> Updated SoA identifying the current implementation status of applicable controls, and the applicability decision for new or changed controls published since the SoA’s last review Independent assessor’s “Stage 2” report attesting to the ISMS conformance with ISO 27001 and the status of all applicable controls in the Provider’s customised SoA ISO 27001 or DESE ISMS Certificate (when available) 	<ul style="list-style-type: none"> Updated SoA identifying the current implementation status of applicable controls, and the applicability decision for new or changed controls published since the SoA’s last review ISMS self-assessment report (implementation) 	Management Assertion Letter

	Category 1 Provider	Category 2A Provider	Category 2B Provider
Implementation status	Provider's ISMS conforms with ISO 27001 and controls applicable to the organisation have been implemented		Controls supporting specific security objectives have been implemented
Assessment method	Independently assessed	Self-assessed	Self-assessed
Outcomes to complete process	<ul style="list-style-type: none"> Department acceptance of submission deliverables RFFR accreditation 		
Next steps	<ul style="list-style-type: none"> Address any remaining minor non-conformances Implement remaining applicable controls (if any) Monitor the ISMS 		Monitor performance of security controls
Due dates	To be completed within 9 months from the Deed Commencement Date		To be completed within 9 months from the Deed Commencement Date

4.7. Submission deliverables

4.7.1. Submission milestones

Table 4-E below provides a high-level description of the deliverables that need to be submitted to the Department as part of the accreditation process. The Department does not require the use of any specific template, except for the RFFR questionnaire completed for Milestone 1 as part of the Provider's RFT/RFP response. Standard templates for each deliverable are available from the Department and may be optionally used as a basis for working through the accreditation process.

Each of the submission deliverables in Table 4-E is described in more detail in Table 4-F.

Table 4-E: Provider Milestones Deliverables

	Milestone 1	Milestone 2	Milestone 3
Category 1 Providers	<ul style="list-style-type: none"> RFFR questionnaire & Interview 	<ul style="list-style-type: none"> ISMS Scope SoA Independent assessor's "Stage 1" report 	<ul style="list-style-type: none"> ISMS Scope SoA Independent assessor's "Stage 2" report ISO 27001 certificate or

	Milestone 1	Milestone 2	Milestone 3
			DESE ISMS certificate
Category 2A Providers	<ul style="list-style-type: none"> RFFR questionnaire & Interview 	<ul style="list-style-type: none"> ISMS Scope SoA ISMS Self-assessment report (conformance) 	<ul style="list-style-type: none"> ISMS Scope SoA ISMS Self-assessment report (implementation)
Category 2B Providers	<ul style="list-style-type: none"> RFFR questionnaire & Interview 	<ul style="list-style-type: none"> Not applicable 	<ul style="list-style-type: none"> Management Assertion Letter

4.7.2. Deliverable descriptions

Table 4-F below provides a detailed description of, and criteria for completing, each deliverable of the RFFR process.

Table 4-F: Deliverable descriptions

Submission Document	Description
RFFR questionnaire	Submitted with the Provider's RFT/RFP response where required, the questionnaire seeks information regarding the Provider's business, their IT security posture and their readiness to meet RFFR requirements. Discussing the completed questionnaire with the Department marks completion of Milestone 1 and confirms the Provider's category.
ISMS scope document	The purpose of this document is to clearly define the boundaries of the ISMS to provide the Department with an understanding of the Provider's business and context, in conformance with ISO 27001 Clause 4. It should also provide a high-level description of how the Provider intends to meet RFFR core expectation areas. A template scope document is available from the Department.
Statement of Applicability (SoA)	<p>The SoA demonstrates the Provider's consideration of each of the security controls sourced from ISO 27001's Annex A and ISM's OFFICIAL security controls and the determination of which controls will form part of the Provider's ISMS. It also communicates the rationale for determining that individual controls are "not applicable" to the Provider's business.</p> <p>For applicable controls, the SoA should indicate relevant policies/procedures or other documentation demonstrating that the control has been included in the Provider's business and should indicate the current implementation status of each applicable control.</p>

Submission Document	Description
	<p>The SoA is a mandatory artefact required to conform with ISO 27001 Clause 6. An ISO to ISM controls mapping document is available from the Department to assist with developing the SoA.</p>
<p>Independent assessor's "stage 1" report</p>	<p>For Category 1 Providers (or other Providers who see benefit in obtaining an industry certification). This is the first of 2 independent assessments required to achieve ISO 27001 or DESE ISMS Scheme certification. Performed by a JAS-ANZ registered certification assessment body, the stage 1 report verifies the extent to which the Provider's ISMS has been designed to conform with the requirements of ISO 27001 and identifies design gaps to be addressed prior to commencing the stage 2 assessment. Because RFFR requires a customised SoA it is critical that the report states that the assessment was performed over the ISMS as described by that customised SoA – with a clear report reference to the SoA by version/ date.</p>
<p>Independent assessor's "stage 2" report</p>	<p>For Category 1 Providers (or other Providers who see benefit in obtaining an industry certification). This is the second of 2 independent assessments required to achieve ISO 27001 or DESE ISMS Scheme certification and is a key source of assurance that the Provider has implemented the controls identified as applicable in the SoA. Performed by a JAS-ANZ registered certification assessment body, the stage 2 report validates that the implemented ISMS conforms with the requirements of ISO 27001 and that applicable controls are in place and operating.</p> <p>Because RFFR requires a customised SoA it is critical that the report states that the assessment was performed over the ISMS as described by that customised SoA – with a clear report reference to the SoA by version/ date - and that the report provides information regarding the status of both Annex A- and ISM-sourced applicable controls (particularly applicable controls that support RFFR core expectation areas - see section 4.9).</p>
<p>ISO 27001 certificate or DESE ISMS Scheme certificate</p>	<p>Issued after the Provider has demonstrated plans to address any non-conformances identified in the stage 2 report and the independent assessor has recommended the Provider for certification. The DESE ISMS Scheme certificate is an adaptation of the ISO 27001 certificate designed to demonstrate that RFFR requirements have been met.</p>
<p>ISMS Self-Assessment report</p>	<p>For Category 2A Providers only, the self-assessment report is the Department's source of assurance that the ISMS described by the Provider's SoA has been designed (for Milestone 2) and implemented (for Milestone 3) in accordance with ISO 27001 and RFFR requirements.</p> <p>It is critical that the self-assessment report be signed off by a person/s with appropriate authority to make declarations on behalf of the Provider, that it</p>

Submission Document	Description
	attest to the Provider's ISMS conformance with ISO 27001 requirements, and (for Milestone 3) that it attest to the implementation status of controls identified as applicable in the Provider's SoA. A template self-assessment report is available from the Department.
Management Assertion Letter	For Category 2B Providers only, the Management Assertion Letter is the Department's source of assurance that the Provider represents minimal risk and has implemented security controls that respond to relevant security objectives. The letter covers a description of the Provider's systems and controls, attests that the description is accurate and that the described controls are appropriate to meet specific security objectives.

4.7.3. Considerations for accreditation commencement

Table 4-G provides guidance to Category 1, 2A and 2B Providers on areas of focus to consider before commencing the RFFR accreditation process.

Table 4-G: Considerations for accreditation commencement

Area	Description
Sponsor	Identify a sponsor within the organisation to support the RFFR certification process. The sponsor will help guide and support the accreditation process, including ensuring that appropriate resources are available to complete RFFR accreditation.
Scope	Determine the scope of the ISMS. Consider the organisational context and business activities performed at each site, stakeholders and their needs, physical boundaries, legal and contractual requirements, and logical boundaries (systems and data). The scope should communicate key aspects of the Provider's business, the importance of security and state what the ISMS will be protecting.
Gap Analysis	Before the Milestone 2 submission, Providers should perform an initial review and gap assessment to identify areas of current conformance with ISO 27001 and areas requiring future focus. The gap assessment should also identify if the Provider already has some applicable controls in place and which require action to implement. As a management review of the ISMS, this assessment is itself a requirement of ISO 27001. Performing the gap assessment prior to Milestone 2 will ensure time to address non-conformances and to plan improvements before the Provider's final submission.
Certifying Assessment Body	For Category 1 Providers (or other Providers who see benefit in obtaining an industry certification), identify a suitable Certifying Assessment Body (CAB) to work with your organisation to provide the independent assessments required under the ISO 27001 requirements (see 4.7.4 below).

4.7.4. Certifying Assessment Bodies

To seek certification under the RFFR program, the Department requires Category 1 Providers to be independently certified by a CAB/assessor. Providers are required to engage a CAB that is accredited or otherwise recognised by JAS-ANZ to issue ISO 27001 or DESE ISMS Scheme assessment reports and certificates in Australia.

JAS-ANZ is the accreditation authority for CABs in Australia and New Zealand. A list of certifiers who can issue an ISO 27001 or DESE ISMS Scheme assessment reports and certificates can be found at [JAS-ANZ's website](#).

Category 2 Providers are not required to be independently certified by a CAB auditor. Category 2A Providers can self-assess and declare their conformance with ISO 27001 and the implementation status of applicable controls. Category 2B providers can provide a description of their business, systems and information and attest to their implementation of required security controls in the form of a management assertion letter.

4.8. Accreditation maintenance

During the lifespan of their Employment Deed/s, Providers are required to maintain their RFFR accreditation status through annual reporting (each financial year) and surveillance audits to ensure compliance to the standards (see [Table 4-H](#) below). Providers with an existing accreditation will need to complete the annual and 3 yearly audits based on the dates when the accreditation was granted.

If, at any time during the accreditation maintenance period, a change to a Provider's or Subcontractor's circumstances alters the risk profile of the organisation, the Department will reassess the Provider's accreditation status. This includes when the Provider or Subcontractor:

- enters a new Deed with the Department
- changes its subcontracting arrangements (from one Subcontractor to another, or introduces a new Subcontractor)
- changes its Third Party IT Vendors who are supporting their IT environments
- has a change in classification from Category 2 to Category 1

The Provider must notify the Department within 5 Business Days of a change in circumstance.

ISM controls are regularly added and changed. Providers should regularly review these to consider whether the controls are applicable to their business and whether any of the controls should form part of their accredited ISMS. The SoA should be regularly revised to demonstrate the Provider's consideration of new or changed ISM controls. Where a new or changed control is determined to be applicable but has not been fully implemented by the time of the Provider's annual submission, Providers should ensure their SoA also includes details of their planned actions to address these matters and an expected completion date for each.

[Table 4-H](#) details the requirements for Providers to maintain their accreditation once accreditation has been granted. Note the timing of the annual and 3 yearly audits applies from the date of accreditation.

Table 4-H: Ongoing accreditation requirements

Accreditation type	Annually	Every 3 years
Certified ISMS (Category 1 Providers)	<ul style="list-style-type: none"> Surveillance audit by CAB covering the Provider's updated SoA 	<ul style="list-style-type: none"> Recertification by CAB Reaccreditation by DESE
Self-assessed ISMS (Category 2A Providers)	<ul style="list-style-type: none"> Self-assessment report (incl. description of changes since last report) covering the Provider's updated SoA DESE determines whether need to upscale to a Certified ISMS 	<ul style="list-style-type: none"> Self-assessment report Reaccreditation by DESE
Management attestation (Category 2B Providers)	<ul style="list-style-type: none"> Annual attestation & description (incl. description of changes since last attestation) DESE determines whether need to upscale to a self-assessed ISMS 	<ul style="list-style-type: none"> Attestation & description Reaccreditation by DESE

4.9. Core expectations of Providers under the RFFR

Providers must, as a minimum, implement and manage the following core expectations to maintain and enhance their security posture:

- [Personnel security](#) - implement security control measures including mature Personnel onboarding practices.
- [Physical security](#) - implement appropriate physical security measures over IT equipment and storage media.
- [Essential Eight](#) - identify a target level of maturity in each of the Essential Eight cyber security strategies published by the Australian Cyber Security Centre, develop a plan to achieve target maturity, and achieve a base level maturity in the first instance.

Providers should implement controls for:

- **Information Security Monitoring** – to manage vulnerabilities in their IT systems, and to manage changes to their IT systems.
- **Incident management** – designed to detect and respond to cyber security incidents, to report incidents internally and to external stakeholders (including the Department) as appropriate, and to keep appropriate Records of security incidents. As a key element of security incident detection, Providers should implement controls to log security-related events occurring in their IT systems and to audit these logs on a regular basis.
- **Restricted access controls** – to enable strong user identification and authentication practices for privileged accounts, user accounts, and service accounts.

Providers should implement security controls that are responsive to:

- **Specific Deed obligations** - such as data sovereignty
- Specific or unique Provider security risks
- **Continual improvement** - Commit to continual improvement as Cyber risks change and develop

Providers are expected to demonstrate their responses to these core expectations through the submission of documentation at each RFFR milestone as detailed.

4.9.1. RFFR Core Expectations: Personnel security

As part of processes to bring new people into the organisation, Providers must

- identify the individual and positively confirm the individual's identity
- verify the competency of the individual by verifying qualifications, certifications and experience provided on their CV
- obtain a satisfactory police check for the individual
- satisfactorily complete Working with Vulnerable People checks as required by individual states / territories
- confirm the individual has a valid right to work in Australia – a person who is not an Australian citizen must hold appropriate work entitlements
- verify that the individual has successfully completed initial and ongoing security awareness training programs with content and timing tailored to their role
- execute employment contracts which state that responsibilities for information security and non-disclosure requirements continue post termination
- implement higher levels of assurance for individuals that have privileged or administrative level access. The additional Personnel expectations include that individuals must be Australian citizens or permanent residents to give them sufficient connection with Australia and be willing and able to undertake a suitability background check.

4.9.2. RFFR Core Expectations: Physical security

Providers are required to implement physical security measures that minimise the risk of information and physical assets being:

- made inoperable or inaccessible, or
- accessed, used or removed without appropriate authorisation.

All Providers are expected to meet physical security expectations. Permanent facilities are to be commercial-grade facilities located within Australia. A facility is any physical space where business is performed to support the provision of government services. For example, a facility can be a building, a floor of a building or a designated space on the floor of a building. Providers allowing staff to work from home need to consider how the home environment can be configured to protect staff, program data and IT physical assets in the same manner as in the office environment. Personnel are to be aware of their environment when they transport or store their devices, and when they use mobile devices to access and communicate program data, especially in public areas. In such locations Personnel are to take extra care to ensure conversations are not overheard and data is not observed.

4.9.3. Essential Eight cyber security strategies

The Australian Cyber Security Centre (ACSC) has developed the Essential Eight strategies to mitigate cyber security threats.

Providers must determine a target maturity level for the Essential Eight cyber security strategies that reflects the organisation's risk profile, and develop plans to achieve target levels over time. The

Department requires that Providers initially implement controls supporting the Essential Eight cyber security strategies to achieve Maturity Level One on the [ACSC's published maturity model](#).

Detailed implementation guidance is also available from the [ACSC's website](#).

Table 4-I: Essential Eight cyber security strategies

Control	Description
Application Control	to control the execution of unauthorised software. This prevents unknown and potentially malicious programs executing in your environment.
Patch Applications	to remediate known security vulnerabilities in application software. Security vulnerabilities in applications can be used to execute malicious code. Using the latest version of applications and promptly applying patches when vulnerabilities have been identified will keep your environment robust.
Configure Microsoft Office macro settings	to block untrusted macros. Microsoft Office macros can be used to deliver and execute malicious code. This strategy will only allow macros from trusted locations with limited write access, or those digitally signed with a trusted certificate, to run.
Application Hardening	to protect against vulnerable functionality. Flash, ads and Java on the internet are popular ways to deliver and execute malicious code. This strategy requires the removal of unneeded features in Microsoft Office, web browsers and PDF viewers.
Restrict Administrative Privileges	to limit powerful access to systems. The access required by administrator accounts means they hold the keys to your IT kingdom. When compromised, adversaries use these accounts to gain full access to information and systems and move around Provider networks. Reduce this risk by minimising the number of these accounts and the level of privileges assigned to each account. Do not allow these accounts to be used to read email or web browsing.
Patch Operating Systems	to remediate known security vulnerabilities. Security vulnerabilities in operating systems can be used to further the compromise of systems. Do not use unsupported versions. Using the latest version of operating systems and promptly applying patches when vulnerabilities have been identified will limit the extent of cyber security incidents.
Multi-Factor Authentication	to protect against user accounts being inappropriately accessed. Stronger user authentication makes it harder for adversaries to access information and systems. This is particularly important when users perform higher risk activities such as gaining access remotely, performing administrative functions or when accessing sensitive data. Providers should note that multiple password challenges in series do not constitute multi-factor authentication (MFA) – MFA requires a combination of 2 or more factors made up of secret information (such as an ID/password combination); data uniquely bound to a physical device (such as an authenticator app on a registered smartphone or a one-time SMS code), and data uniquely bound to a physical person (a biometric measure such as facial recognition or a fingerprint).

Control	Description
Regular Backups	to maintain the availability of critical data and systems. This strategy assists with accessing information following a cyber security incident. Backups of data, software and configuration settings, stored disconnected from your main environment, can be used to recover from an incident. Regular testing of backups ensure it can be recovered, and that all critical data is covered by the backup regimen.

4.10. General requirements

4.10.1. Security Contact

Providers are required to nominate one or more Security Contact officers who will act as point of contact during the term of their Employment Deed. Providers are required to ensure that the contact information for Security Contact officers remains current and if there is a relevant change of Personnel that Providers update the Department within 5 Business Days of the change.

4.10.2. Subcontractor and Third Party IT Vendor requirements

Providers are responsible for ensuring that any Subcontractors used in the provision of the Services and any Third Party IT Vendors supporting the Provider's Services also comply with the security, privacy and data sovereignty requirements of their Employment Deed.

The Provider must:

- ensure that its Subcontractors successfully complete the required Personnel vetting processes, and bear any costs associated with doing so.
- ensure that its Subcontractors and its Third Party IT Vendors are aware of, and comply with, the same security requirements that are placed on the Provider by the Department. This includes consideration and implementation of ISM OFFICIAL controls that are relevant to the scope of services provided by the Subcontractor or Third Party IT service provider.

4.10.3. Access and information security assurance for External IT Systems

Providers (including any Subcontractors) who use an External IT System in association with the delivery of the Services must ensure that any External IT System used:

- does not negatively impact the performance, availability or data integrity of the Department's IT Systems
- does not breach Employment Deed requirements relating to security, privacy and data sovereignty
- meets the relevant requirements of the ESAF
- does not introduce or permit the introduction of Malicious Code into the Department's IT Systems
- has secure log ons for each operator such that each operator's logon is uniquely identifiable to the Department and entries are traceable, and have date and time stamps, and
- does not default answers to questions or input fields where the Department's IT Systems has no default setting

- is not used to Access the Department's IT Systems without the Department's written approval.

4.10.4. Cloud Services Providers

In November 2021, the Digital Transformation Agency (DTA) released the Hosting Certification Framework. This Framework states that all information defined as government information must be hosted with the appropriate level of privacy, sovereignty and security controls.

The DTA maintains a list of [Certified Cloud Hosting Services](#). The Department will provide advice to Providers on what this will mean towards achieving RFFR accreditation. However, it is important to note that Providers remain responsible for protecting the confidentiality, integrity, and availability of data through their own assurance and risk management activities.

4.10.5. Breaches of security requirements

Where the Department considers that the Provider has breached their Employment Deed, including RFFR or security requirements, or there is a risk of such a breach, the Department may immediately suspend Access, or require the Provider to cease all Access, to the Department's IT Systems. Where the Department determines that the Provider is in breach of, or has previously breached, relevant requirements, the Department may immediately take action including any one or more of the following:

- suspending, terminating, or requiring the cessation of all access to the Department's IT Systems for any Provider Personnel, Subcontractor, Third Party IT Vendor, External IT System or the Provider;
- requiring the Provider to obtain new logon IDs for any Provider Personnel, Subcontractor or Third Party IT Vendor and, if so required, the Provider must promptly obtain such new logons; or
- requiring the Provider to prepare and implement an IT security plan to the Department's satisfaction, and if so required, the Provider must do so within the timeframe required by the Department.

Chapter 5. Servicing Participants with Challenging Behaviours

5.1. Chapter Overview

This Chapter provides information for Providers on recognising and managing challenging behaviour. It includes information on how to continue servicing Participants with challenging behaviours so that they can remain connected with Services and (where applicable) meet their Mutual Obligation Requirements, while limiting risks to the safety of Provider staff, Participants and property.

All Providers are responsible for ensuring people's safety on their premises and that the Services they deliver are carried out safely. Providers should adapt the strategies that are outlined in this Chapter to suit their own circumstances. This Chapter supplements, and does not replace, Provider internal operational policies and procedures. Providers are responsible for informing themselves of their relevant legal and Deed obligations, including relevant Work Health and Safety (WHS) and Privacy Laws, and ensuring compliance with these obligations.

This Chapter provides guidance on [Recognising challenging behaviour](#) and on [Managing a challenging behaviour incident](#).

The [Incident reporting](#) and [post-incident servicing](#) sections provide guidance on servicing strategies for Participants with challenging behaviour. This includes incident notification requirements, Job Seeker Incident Reporting and Managed Service Plans (MSPs) for Participants with challenging behaviours.

This Chapter does not cover WHS incidents. WHS incidents must be reported in accordance with Deed requirements.

5.2. Recognising challenging behaviour

Challenging behaviour is any behaviour that a reasonable person would consider unacceptable or hostile and that creates an intimidating, frightening, threatening, offensive or physically dangerous situation in the workplace or other location.

Challenging behaviours may include but are not limited to:

- physical violence against any person—for example, hitting, kicking, punching, spitting on or throwing objects at a person
- acting in a way that would cause a person to have a reasonable belief that assault was intended
- adopting a physical position or state and/or producing an object that a reasonable person would consider constitutes a serious and/or imminent threat of physical violence
- oral or written (for example, email or communication through social media) threats, abuse or harassment, inappropriate touching or stalking of staff members or other Participants
- damaging, defacing or destroying property intentionally or through inappropriate and aggressive behaviour such as throwing objects or punching and kicking property

- theft of property, illicit drug taking on the Provider's premises, use of the Provider's equipment and/or property for illegal purposes
- swearing, making offensive noises or gestures, inappropriate or suggestive comments, vilification
- causing injury to oneself—for example, cutting or indications of suicide or self-harm
- any other behaviour that is deemed inappropriate and warrants an incident being recorded.

A Participant may demonstrate challenging behaviour through digital interactions (including over the phone, email and/or social media), written communication and/or face-to-face interactions (for example at the Provider's office or while attending training, courses, work placements or internships).

5.3. Managing a challenging behaviour incident

The Department views the safety of Provider staff and Participants as a priority and acknowledges that Providers have a wide variety of expertise and arrangements in place to address safety concerns and challenging behaviours.

Providers are responsible for ensuring people's safety on their premises and that the Services they deliver are carried out safely. Where challenging behaviour is observed, Providers should consider whether police involvement is required and are encouraged to contact police if they believe it is necessary.

5.3.1. General considerations

Strategies may differ between Providers and their sites. Participants' circumstances differ and there may be a range of factors that contribute to incidents of challenging behaviour and the most appropriate strategy for the management of that behaviour.

When Providers are dealing with a case of challenging behaviour, they may wish to discuss the Participant's behaviour with them. Participants have the right to ask questions and appropriately outline their views on their entitlements and servicing. As long as they are not being abusive or using offensive language, Participants should not be considered as demonstrating challenging behaviours in these situations.

Participants bringing children to appointments or activities, including under the ParentsNext program, are responsible for the behaviour of their children.

Where a Participant demonstrates challenging behaviour while participating in an activity, the Provider should take any appropriate action in accordance with the situation (for example, site closure) and their Deed and WHS Laws. They should also discuss with the Referring Provider, or the Digital Services Contact Centre (the DSCC) in the case of Workforce Australia Online Participants, prior to exiting the Participant from the course.

5.3.2. Information sharing between Providers and Services Australia

It is important that Providers make connections with their local Services Australia offices and build effective working relationships to facilitate information sharing, including incident notifications, having regard to the [Privacy Chapter](#). Providers should contact their Provider Lead if support is required to engage with Services Australia.

5.3.3. Immediate notification requirement

Where an incident has occurred and the Provider has reason to believe that the Participant who is displaying threatening, aggressive or violent behaviour poses a serious threat to the life, health or safety of an individual, the Provider should immediately contact the police and advise them of the situation, noting Public Interest Certificate (PIC)/Class PIC requirements (see [Use and disclosure of Protected Information](#)).

Notifying Services Australia

Given the shared interaction of Participants with Workforce Australia and Services Australia, where a Participant has made threats towards Services Australia staff, it is essential that information on these threats is escalated to keep staff and other Services Australia customers safe. In the first instance, the Provider should attempt to call the Services Australia Service Centre (the office closest to the Provider's location or the location of a threat) to advise of the risk. If the Provider is unable to contact the local Services Australia Office or is not sure who to call, they should phone the Services Australia Security Hotline on 1800 046 021. This hotline is managed by Services Australia Regional Security Advisers and is operational nationally between 7.00 am and 7.00 pm Monday to Friday. The Regional Security Advisers will ensure that the issue is escalated appropriately.

In the event of an emergency - call 000.

5.3.4. Temporary Site closures

Where Providers experience incidents involving Participants with violent, aggressive or threatening behaviours, they may elect to temporarily close the affected Site until the situation is resolved or until they are satisfied that the threat no longer exists.

The duration of closures will be determined on a case-by-case basis. Where Sites are closed for an extended period, with interruptions to a Provider's ability to service Participants, alternative servicing arrangements may be required.

A Site should generally be closed if Providers consider that there is an ongoing risk to the health and safety of staff or visitors to the Site.

Where Site/s are closed with interruption to servicing Participants, at a minimum, Providers must:

- notify their Provider Lead as soon as practical, and on the same day, following the decision to temporarily close a Site. This initial notification may be either over the phone or by email – this notification must include program/services affected, site code and reason for closure.
- within 24 hours, provide formal written advice (i.e. email) to the Provider Lead of the closure, including details of affected programs/services, site code, reason for closure, any alternative servicing arrangements that have been put in place and an estimation of when the Site/s will reopen
- provide ongoing advice to their Provider Lead regarding the situation, including estimations of when Site/s will reopen, and any mitigation strategies that have been required, and
- advise their local Services Australia office as soon as possible after the incident if the Provider believes there is a threat to Services Australia, otherwise inform them within 24 hours of the temporary Site closure. If Services Australia has been notified, inform your Provider Lead of the details of the notification.

5.3.5. Disclosing personal and sensitive information

Providers are responsible for ensuring they are aware of and comply with their legal obligations for the handling, use and disclosure of personal and sensitive information.

For information on disclosing personal information and Protected Information refer to the [APP 6: Use and Disclosure of Personal Information](#) section of the [Privacy Chapter](#).

For information on disclosure of Protected Information under the Social Security Administration - Class of Cases - Public Interest Certificate (No. 1) 2022 (Class PIC), including who can disclose information under the Class PIC and when information can be disclosed under the Class PIC refer to the [Public Interest Certificates](#) section of the [Privacy Chapter](#).

5.4. Incident reporting

The following challenging behaviour incident reporting arrangements have been established for Providers delivering the following programs:

- Workforce Australia Services
- Workforce Australia - Transition to Work Services
- Workforce Australia - Career Transition Assistance
- Workforce Australia - Employability Skills Training
- Harvest Trail Services
- Self-Employment Assistance
- ParentsNext
- Workforce Specialists
- Norfolk Island
- Yarrabah Employment Services

5.4.1. Maintaining an incident management plan

It is the Provider's responsibility to have an incident management plan in place that outlines its approach to managing situations where Participants display challenging behaviours, or where Provider staff identify that a situation has the potential to result in this behaviour.

5.4.2. Incident reporting

The purpose of the Incident reporting arrangements is to have a written record of incidents involving challenging behaviour to inform Provider and Services Australia frontline staff of the potential for further incidents, support compliance measures where appropriate and assist Providers to manage the safety of their staff.

The arrangements are designed to make Participants' experiences more consistent across both the Department and Services Australia by aligning processes and terminology for managing challenging behaviour with those used by Services Australia. This is achieved through the use of:

- an **Incident Severity Matrix** – an automated process which assigns a severity level to an incident. The matrix removes subjectivity when determining the severity of an incident based on key information about the incident. The matrix considers the importance of all

incidents being considered in the context of ‘organisational tolerance’ not ‘personal tolerance’; and

- **Managed Service Plans (MSPs)** – arrangements that Providers can put in place to tailor the way Services are delivered to Participants who display challenging behaviours.



Providers must complete a Job Seeker Incident Report for all incidents where a Participant exhibits challenging behaviour, including where it has resulted in a Site closure, in the incident report screen in the Department’s IT Systems (see the [Completing a Job Seeker Incident Report section](#)).

5.4.3. Completing a Job Seeker Incident Report

Completing a Job Seeker Incident Report ensures all staff are informed about the history of a Participant’s challenging behaviour and potential for further incidents. The Job Seeker Incident Report also assists with determining appropriate future servicing arrangements. Accurate recording of incidents ensures that, if the Participant is transferred to another Site or Provider, the receiving Site or Provider is aware of the challenging behaviour/s and can arrange to service the Participant accordingly.

A challenging behaviour incident may also be considered a WHS incident. In these cases, the Provider may need to submit a Job Seeker Incident Report and also Notify the Department of the WHS incident in accordance with Deed requirements.

When creating a Job Seeker Incident Report, Providers should consider that under the FOI Act, a person has the right (with limited exceptions) to access their personal information or documents held by the Department or Providers.

Providers should ensure that, when creating a Job Seeker Incident Report, all records are factual, comprehensive, free from jargon and do not include unnecessary or inappropriate commentary.

Records created by the Department or Providers may also be released as part of Court proceedings.

The tables below outline descriptions for the terminology used for the purpose of reporting incidents in the Department’s IT Systems:

Table 5-A: Challenging Behaviour Incident Reporting Terminology - Types of Incidents

Type	Behaviour or action displayed during the incident
Assault – no weapon	<p>Actual or attempted physical attack:</p> <ul style="list-style-type: none"> • strike • touch or • applies force • without a weapon, either directly or indirectly upon a person.
Assault – weapon	<p>Actual or attempted physical attack</p> <ul style="list-style-type: none"> • strike • touch or • applies force

Type	Behaviour or action displayed during the incident
	<ul style="list-style-type: none"> with a weapon, either directly or indirectly upon a person.
Health and Safety	<p>Any event where the person requires first aid or medical attention due to:</p> <ul style="list-style-type: none"> physical or psychological injury stress reaction illness disease or exposure
Self-Harm	Any incident where a person causes or indicates deliberate injury to themselves
Property	Any incident where a person causes property damage to furniture or office equipment within the Site
Abuse	<p>The use of language:</p> <ul style="list-style-type: none"> to insult or cause offence including racially or religiously motivated abuse
Behaviour	<p>Any incident where a customer acts in a counterproductive manner, including:</p> <ul style="list-style-type: none"> offensive language gestures refusal to leave or disruptive on premises excessive contacts intimidation/coercion harassment and stalking

Table 5-B: Challenging Behaviour Incident Reporting Terminology - Nature of Incident

Nature of Incident	Description
Actual	Where there is a factual occurrence
Threat – Provider	Expression of the intention to do something to the Provider
Threat - Other	Expression of the intention to do something to an ‘other’ person/organisation

Table 5-C: Challenging Behaviour Incident Reporting Terminology - Incident Impact

Impact	Description
Impact Provider staff (with injury)	Where the Provider staff was physically or psychologically injured
Impact Provider other (with injury)	Where an 'other' person/organisation was physically or psychologically injured
Non-compliance with restriction	Breach of existing service channel restrictions applied under an MSP
Site Closure	Where the incident warranted a Temporary Site Closure
None of the above	Other impacts not specified above



Providers must record a Job Seeker Incident Report in the incident report screen in the Department's IT Systems where a Participant exhibits challenging behaviour. Incidents should be recorded on the day the incident occurred or as soon as possible and within 24 hours.

Where it is not possible for the staff member who witnessed the incident to complete the Job Seeker Incident Report, another staff member should do so on their behalf.

The Department's IT Systems allows a Job Seeker Incident Report to be backdated up to 14 calendar days. If Providers are unable to record an incident in the Department's IT Systems due to technical issues, Providers must notify the Department as soon as possible and create a Job Seeker Incident Report in the Department's IT Systems at the earliest opportunity.



When recording a Job Seeker Incident Report, you can select multiple options in the following sections:

- What is the nature of the incident? e.g. Actual + Threat Provider + Threat – Other
- What type of incident occurred? e.g. Assault – Weapon + Abuse + Behaviour + Property



'Comments (optional)' - It is highly recommended to include comments in the Job Seeker Incident Report as this will assist Providers and Services Australia staff to manage the safety and wellbeing of staff, other Participants and the general public. It will also assist with post-incident servicing of the Participant.

Ensure all records are factual, comprehensive, free from jargon and do not include unnecessary or inappropriate commentary.



Based on information recorded in a Job Seeker Incident Report, the Incident Severity Matrix will automatically assign one of 3 severity levels:

- **Low Severity:** An incident or behaviour that is a low risk to the life, health or safety of an individual or to property. The Provider may issue a verbal warning or a warning letter.
- **Moderate Severity:** An incident or behaviour that is a moderate risk to the life, health or safety of an individual or to property. Incident requires follow-up and may require escalation. An MSP should be considered.
- **Serious Severity:** An incident or behaviour that is a serious risk to the life, health or safety of an individual or to property. Incident requires follow-up and must be escalated to the Provider Lead if there is a Temporary Site Closure (see Temporary Site Closures). An MSP, including restrictions on access to services, may be required.

The above incident severity levels are the same for Services Australia and Provider lodged Job Seeker Incident Reports.



An Incident Report Alert will appear in the top right-hand corner of a Participant's record in the Department's IT Systems, where a Job Seeker Incident Report has been recorded against the Participant in the previous 24 months. The alert displays the number of active Job Seeker Incident Reports to provide a visual indicator of potential risk.

Providers can view the number of active Job Seeker Incident Report/s and Services Australia incident reports for a Participant registered with them, under the incident report screen. Providers will be able to view the date of the incident and severity level. A Provider can only view the details of an incident if the incident was recorded by that Provider or a Provider in the same Organisation.

5.5. Post-incident servicing

The following challenging behaviour post-incident servicing arrangements have been established for Providers delivering the following programs:

- Workforce Australia Services
- Workforce Australia - Transition to Work Services
- Harvest Trail Services
- Self-Employment Assistance
- ParentsNext
- Norfolk Island
- Yarrabah Employment Services

5.5.1. Managed Service Plans (MSPs)

MSPs are arrangements that Providers can put in place to tailor the way Services are delivered to Participants who display challenging behaviours including by:

- using [Servicing Strategies](#) to assist in addressing any barriers or personal circumstances, contributing to behaviour, and/or
- applying [Service Channel Restrictions](#) to assist in managing the impact of behaviour.

MSPs prioritise the safety of staff and Participants while ensuring Participants stay connected to employment services and, where applicable, are able to meet their Mutual Obligation Requirements.

An MSP can be applied at any time where it is considered by the Provider to be appropriate.

Consideration of the contributing factors/barriers should be explored before Providers consider applying servicing restrictions through an MSP. Examples of factors Providers could consider include:

- any Participant history, for example, a death in the family, carer's responsibilities, mental health issues (past or present), and drug or alcohol dependencies (past or present), and
- whether the Participant has disclosed information or displays/has previously displayed behaviour that may warrant:
 - conducting a Change of Circumstances Reassessment (CoCR) using the Job Seeker Snapshot; or
 - requesting the Participant to conduct a CoCR using the Job Seeker Snapshot.

If the Provider is unable to conduct a CoCR, they should discuss the issue with their Provider Lead.

All MSP arrangements must ensure that the Participant remains connected to employment services to meet their Mutual Obligations Requirements.

The Provider should ensure that the Participant understands the requirements of the MSP arrangements.

Some programs have been designed around more intensive and shorter servicing periods and support for their Participants. Providers should follow the relevant processes for their program.

Key steps before applying an MSP

Following an incident or change in behaviour, the Provider should, where possible, discuss the Participant's behaviour with them and, where appropriate, warn them of the implications of that behaviour. This will ensure the Participant is given the opportunity to:

- improve their behaviour, and
- disclose any contributing barriers or personal circumstances.



Warnings can be given verbally or in writing. Where a warning is given, it must be recorded on the Participant's record in Department's IT Systems, under the comments screen or in the free text section of the Job Seeker Incident Report where the warning was a result of an incident.

Before the Provider decides whether to apply an MSP, including the timeframe and type of MSP, they should consider:

- the severity of the behaviour and/or incident(s) including any safety concerns the behaviour may raise
- any contributing factors including barriers or personal circumstances
- the time needed to address issues (e.g. a Participant may only require a short 'cooling off' period), and
- the importance of ensuring Participants remain connected to employment services (see [General Considerations](#)).

Types of MSPs

There are 2 types of MSP:

- **Reactive** – following a challenging behaviour incident (an MSP becomes reactive once it is linked to a Job Seeker Incident Report in the Department's IT Systems).
- **Proactive** – where there has not been an incident but the Provider assesses a change in a Participant's behaviour and has identified barriers or personal circumstances that may increase the risk of an incident. An example of a Proactive MSP might be where a Participant has presented to a Provider Site intoxicated on several occasions, without causing any incident. While an incident has not occurred, the Provider might assess that there is a risk of one occurring in the future and, as such, may put a Proactive MSP in place.

MSP timeframes

When applying an MSP, Providers should consider a timeframe that is appropriate to the severity of the Participant's behaviour and/or incident(s). For example:

An MSP for a short period, e.g. 1 to 10 Business Days, can be used:

- as an immediate response following an incident to provide a 'cooling off' period, or
- to allow the Provider time to further consider contributing personal factors (see [General Considerations](#)) or any other circumstances on the day e.g. physical environment, staffing etc.

- to allow the Provider time to determine if a longer-term MSP is necessary and communicate with the Participant.

An MSP for a longer period, e.g. 11 Business Days up to 12 months, allows time for the Provider to assist the Participant to address any barriers or personal circumstances, provide support and manage interactions between the Provider and the Participant to ensure the safety of all involved.

Servicing Strategies

The types of Servicing Strategies used are at the discretion of the Provider and should, where possible, be discussed with the Participant prior to being put in place. This is to ensure strategies are appropriate to the circumstances and proportionate to the behaviour and risk.

Providers can put in place the following Servicing Strategies:

Table 5-D: Servicing Strategies

Strategy	Description
Anger Management Counselling	This can include general counselling.
Change of Circumstances Reassessment (CoCR)	A reassessment of a Participant's level of disadvantage, using the Job Seeker Snapshot, which may inform if a Participant requires a Job Capacity Assessment (JCA) or Employment Services Assessment (ESAt).
Financial Planning	Referral to assistance with financial planning.
Housing/Accommodation	Referral for housing/accommodation assistance.
Legal Aid	Referral to legal aid.
Welfare Agency	Referral to a welfare agency including, but not limited to, drug and alcohol counselling, grief counselling, social or community program/course or family relationship counselling.

Internal referral

As part of the MSP, the Provider should consider whether the Participant would benefit from other internal services they might offer such as counselling. They should also check with the Participant to see if their circumstances have changed and if appropriate, update a Participant's Job Seeker Snapshot or request that the Participant update their Job Seeker Snapshot.

External referral

As part of the MSP, the Provider should consider whether the Participant would benefit from other external services. This could include referral for an ESAt or JCA to ensure the Participant has been referred to the appropriate employment pathway or referral to a range of services, including but not limited to, counselling services (if not available internally), housing assistance, crisis assistance, drug and alcohol rehabilitation or legal aid.

If the Provider is unable to refer the Participant for an ESAt or JCA, they should discuss this with their Provider Lead.

The Provider should also consider the following factors when determining the Servicing Strategies:

- if a participant indicates that they generally feel better at a particular time of day, reasonable steps should be taken to hold the interview at that time (if practicable)
- an individual could be provided with the opportunity to have a support person (such as a family member or friend) who can attend any interviews
- if the participant makes any other reasonable requests in relation to the conduct of an interview or other communications, reasonable steps should be taken to accommodate those requests, and
- an interview should not continue if the participant becomes particularly distressed.

Service Channel Restrictions

The partial or full restriction of one or more service channels may assist Providers in managing the impact of challenging behaviours by enabling them to limit a Participant's contact with them.

Table 5-E: Channel Restrictions

Type	Effect
Face-to-face - full restriction	Participant cannot attend, in person, a Site where the Provider delivers services.
Face-to-face - partial restriction	There are limitations on how, when and where the Participant may access face-to-face services. For example, a Participant is directed to attend the Site at a particular time on a particular day.
Telephone - full restriction	Participant cannot contact the Provider by telephone.
Telephone - partial restriction	There are limitations on how and when the Participant can telephone the Provider. For example, a Participant is directed to call One Main Contact only.
Writing - full restriction	Participant cannot contact the Provider through any written or digital channel.
Writing - partial restriction	There are limitations on how the Participant can write to the Provider. For example: <ul style="list-style-type: none"> • the Participant is directed to write to a single specific address, or • the Participant is directed to write to their OMC only.

Either face-to-face or telephone servicing must remain available, either fully or partially, at all times to ensure the Participant remains connected to employment services.

An example of a combination of restrictions is where you fully restrict face-to-face servicing and in writing servicing but continue with a partial restriction of telephone servicing.

One Main Contact

As part of the MSP, a Provider may decide to restrict a Participant to OMC within its organisation.

- The OMC should be named in the MSP and the specific details of how the Participant should contact or work with their OMC should be clearly outlined.

- A back up OMC should also be assigned and named in the MSP in the event the primary OMC is unavailable.

Approval to apply an MSP

All MSPs require approval from a Site Manager of the Provider or equivalent and must be recorded in the Department's IT Systems.

Advising the Participant of MSP arrangements

Participants must be notified of the Servicing Strategies and Service Channel Restriction/s in writing as soon as possible after the MSP arrangements have been approved. This notification should also advise the Participant that they can request the restriction/s be reviewed at any time.

Participants can be provided a letter:

- in person, if the Participant is on site
- by postal delivery (Providers should consider registered post to ensure that they can confirm that the Participant has received the letter), or
- by email.

An example template of a letter that may be sent to a Participant is [available on the Provider Portal](#).

Review of MSPs including Participant's request for review/appeal

Participants can have their MSP reviewed at any time or appeal the MSP when it is applied or reviewed. Participants can request a review by their Provider or contact the Department's National Customer Service Line (NCSL) to discuss the servicing arrangements in the MSP.

The Provider should review each MSP regularly (at a minimum, this will be required prior to it expiring) to assess any ongoing risk posed by the Participant. The review should also assess the suitability of transitioning the Participant back to standard service channels.

The Participant should be given the opportunity to participate in the review of the MSP.

As part of the review, the Provider should work through the MSP with the Participant where possible and safe to do so. If an agreement cannot be reached, the Provider should contact its Provider Lead.

If an MSP expires, it will not be automatically renewed and the Participant will no longer have any restrictions in place.

Where necessary, Providers should discuss options with their Provider Lead to either extend the MSP (if there is a continued threat to safety) or transition the Participant off the MSP.

The outcomes of a review may be to:

- end an MSP and return a Participant to standard service channels
- extend an MSP unchanged, or
- vary the MSP arrangements and set a new review date.

Additional reviews of an MSP can be initiated where the Provider sees fit, such as where a Participant's circumstances change or there is a request from the Participant.



The Department's IT Systems automatically populate review date/s depending on the length of the MSP. Providers can amend these dates at any time. A noticeboard message will display when a review is due.

Breach of MSP arrangements

It is considered a breach when a Participant does not follow the servicing arrangements and service channel restrictions as set out in their MSP.

Where a Participant is in breach of the MSP, the Provider must lodge a Job Seeker Incident Report in the Department's IT Systems.

If the Provider identifies that the Participant was not aware of the MSP or service channel restrictions (i.e. did not receive their letter) this should also be recorded in the Department's IT Systems.



Where a Participant has an MSP in place, an MSP Alert will appear in the top right-hand corner of a Participant's record in the Department's IT Systems. The alert displays:

- Service Channels and the level of restrictions, in a traffic light format
- if an OMC is in place, and
- if Servicing Strategies are in place.

Where a Participant repeatedly breaches their MSP and/or continues to be a threat to staff, the Provider should escalate the matter to its Provider Lead. Where necessary, the Provider Lead will refer the case to the relevant team in the National Office of the Department for review and further assistance in managing the behaviour.

Servicing Participants post MSP

Providers should consider and record in the Participant's MSP how the Participant will be serviced after transitioning back to standard servicing, once the MSP and service channel restrictions have been lifted. Consideration should be given to what ongoing measures will be implemented to encourage improved behaviour by the Participant.

5.5.2. Transfers between Providers when a Participant has a Serious Incident and/or Reactive MSP

Participants with a current Provider-lodged and/or DHS-lodged Serious Job Seeker Incident Report and/or Reactive MSP seeking a transfer to a different Provider can only be transferred with the involvement of the Department. For more information, Providers should refer to the relevant transfer processes for their program.

Notification of Transfers and Referrals

A system pop-up notification will be provided for all Participants with incidents and/or MSPs in the Department's IT System. These include incidents and MSPs created by Services Australia since 4 July 2022. Provider staff should review the details of historical Participant incident reports and MSPs in the IT System prior to scheduling an Initial Interview so they can implement appropriate interview safety measures to protect Participants and staff, and improve engagement. This may include

implementing a proactive MSP limiting face-to-face servicing where appropriate, ensuring there are clear expectations around behaviours and a plan to move towards opening the full suite of communication channels and strategies to support the Participant to manage their behaviour.

5.5.3. Transfers Due to Relationship Failure

If a Provider thinks it cannot maintain a reasonable and constructive servicing relationship with a Participant, they can request that the Participant be transferred to another Provider for servicing. This type of request will require the Provider to demonstrate a genuine attempt to implement post-incident servicing arrangements as outlined in this Chapter. For more information, Providers should refer to the relevant transfer processes for their program.

5.5.4. Summary of required Documentary Evidence



Providers must use the Incident Report screen in the Department's IT Systems to record all instances where a Participant exhibits challenging behaviours.



Any warnings given to a Participant must be recorded on the comments screen on the Participant's record in the Department's IT Systems.



Providers must record all MSP arrangements and restriction/s that are put in place in the MSP screen on the Participant's record in the Department's IT Systems.