



Fee-Free TAFE program (January 2023 to June 2025)

Through the *Fee-Free TAFE Skills Agreement*, the Australian Government has partnered with states and territories to deliver over \$1.5 billion in funding for more than 500,000 Fee-Free TAFE and vocational education and training (VET) places across Australia from 2023 to 2026. This placemat sets out quarterly reporting data over the period January 2023 to June 2025.

Fee-Free TAFE continues to have strong enrolments in all states and territories.

There have been more than 685,000 enrolments from January 2023 to June 2025.

Figure 1: Fee-Free TAFE enrolments by jurisdiction

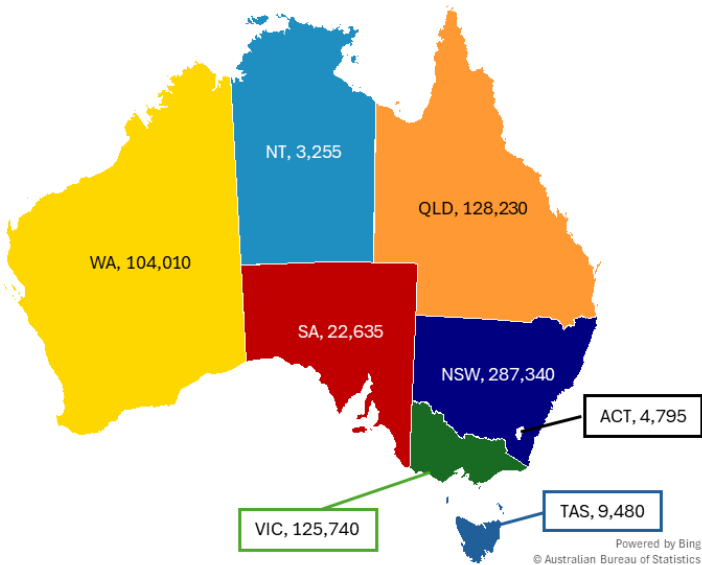
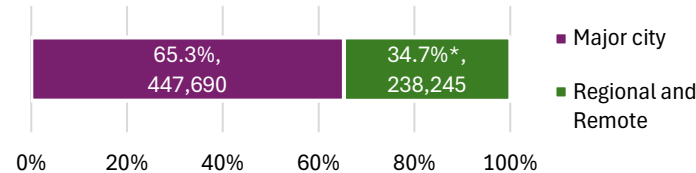


Figure 2: Fee-Free TAFE enrolments by remoteness ^



^: The sum does not match the total in Figure 1 due to multiple delivery locations.
*: Includes 0.2% unknown.

Source: State and territory Fee-Free TAFE data reported under Part 3 of the *Fee-Free TAFE Skills Agreement*.

Notes:

- Comparisons should not be made between states and territories' data due to their varied implementation approaches.
- Figures have been rounded to the nearest 5.
- The listed total may not match the sum of all elements due to rounding.

Fee-Free TAFE supports training places in priority sectors and helps priority cohorts access training

Figure 3: National priority sectors with the most Fee-Free TAFE enrolments

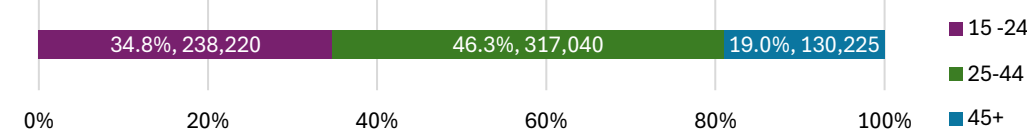
Sector	NSW	VIC	QLD	WA	SA	TAS	NT	ACT	Total
Care	73,095	35,595	27,795	39,420	5,910	3,440	555	1,075	186,885
Technology and Digital	23,755	10,005	13,890	12,140	4,035	555	105	950	65,430
Early Childhood Education and Care (ECEC)	19,625	6,075	7,915	17,205	1,225	550	300	455	53,345
Construction	16,180	17,750	9,630	4,405	3,255	900	260	400	52,785
Hospitality and Tourism	12,045	3,325	2,300	5,580	1,515	835	315	310	26,225

Figure 4: Fee-Free TAFE enrolments by priority cohorts

	NSW	VIC	QLD	WA	SA	TAS	NT	ACT	Total
First Nations Australians	23,600	1,670	8,785	4,995	365	795	1,470	250	41,925
People with disability	15,335	13,640	13,330	10,240	915	1,695	295	1,280	56,730
Job seekers	103,680	25,945	23,850	4,750	5,380	2,675	565	N/A	166,845
Young persons (24 and under)	83,705	52,405	55,960	34,855	5,965	2,810	745	1,775	238,220
Women	188,670	70,635	73,265	70,525	12,700	5,420	1,990	2,670	425,880

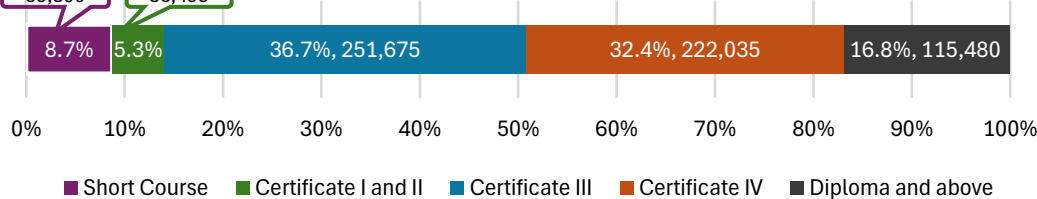
Fee-Free TAFE helps people in all stages of their working life

Figure 5: Fee-Free TAFE Enrolments by age group



Fee-Free TAFE concentrates on qualified training and meaningful pathways to employment

Figure 6: Fee-Free TAFE enrolments by course level



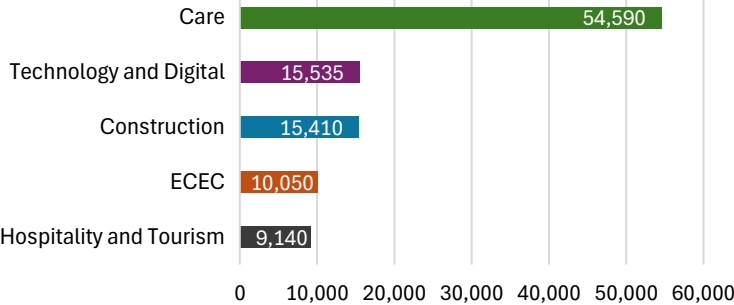
The top enrolled courses are focussed on key areas of national priority

Figure 7: Courses with the most Fee-Free TAFE enrolments

Top Courses enrolled
Certificate III in Individual Support
Certificate III in Early Childhood Education and Care
Diploma of Nursing
Certificate IV in Training and Assessment
Certificate III in Information Technology

As of June 2025, there have been 191,555 completions since Fee-Free TAFE launched in 2023

Figure 9: National priority sectors with the most Fee-Free TAFE completions



The top completed courses in Fee-Free TAFE are:

Top Courses completed
Certificate III in Individual Support
Certificate IV in Training and Assessment
Certificate III in Early Childhood Education and Care
Diploma of Nursing
Certificate IV in School Based Education Support

And the top completed courses in national priority sectors include:

Care	Hospitality and Tourism
Certificate III in Individual Support	Certificate III in Commercial Cookery
Diploma of Nursing	Certificate III in Hospitality
Diploma of Community Services	Certificate III in Retail
Construction	Technology and Digital
Certificate II in Electrotechnology (Career Start)	Certificate III in Information Technology
Certificate II in Electrotechnology (Pre-Vocational)	Certificate IV in Cyber Security
Certificate IV in Building and Construction	Certificate III in Electrotechnology Electrician
Early Childhood Education and Care	
Certificate III in Early Childhood Education and Care	
Diploma of Early Childhood Education and Care	
Introduction to Early Childhood Education and Care Skill Set	

Note: Completions data is as reported in Q2, 2025. Numbers are expected to rise as more students finish their courses, especially those studying part-time or in longer courses.