

Fee-Free TAFE program (January 2023 to March 2025)

Through the *Fee-Free TAFE Skills Agreement*, the Australian Government has partnered with states and territories to deliver over \$1.5 billion in funding for more than 500,000 Fee-Free TAFE and vocational education and training (VET) places across Australia from 2023 to 2026. This placemat sets out quarterly reporting data over the period January 2023 to March 2025.

Fee-Free TAFE continues to have strong enrolments in all states and territories.

There have been more than 650,000 enrolments from January 2023 and March 2025.

Figure 1: Fee-Free TAFE enrolments by jurisdiction

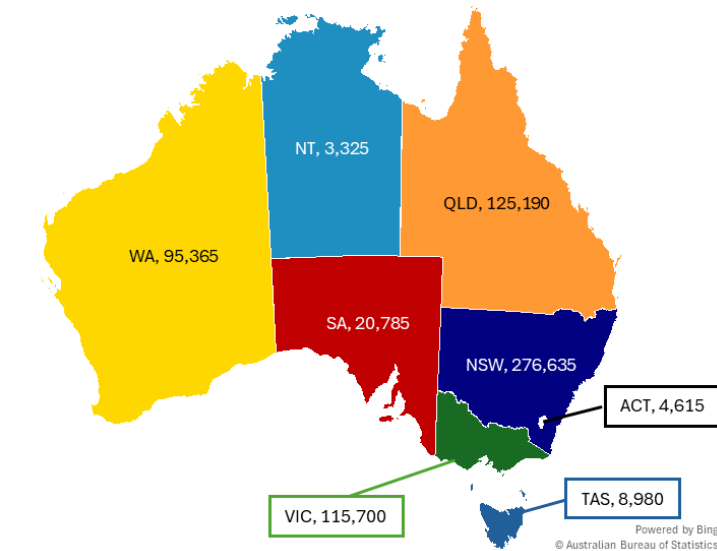
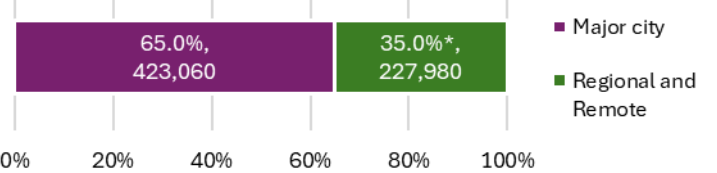


Figure 2: Fee-Free TAFE enrolments by remoteness ^



^: The sum does not match the total in Figure 1 due to multiple delivery locations.
*: Includes 0.2% unknown.

Source: State and territory Fee-Free TAFE data reported under Part 3 of the *Fee-Free TAFE Skills Agreement*.

- Notes:**
- Comparisons should not be made between state and territories’ data due to their varied implementation approaches.
 - Figures have been rounded to the nearest 5.
 - The listed total may not match the sum of all elements due to rounding.

Fee-Free TAFE supports training places in priority sectors and helps priority cohorts access training

Figure 3: National priority sectors with the most Fee-Free TAFE enrolments

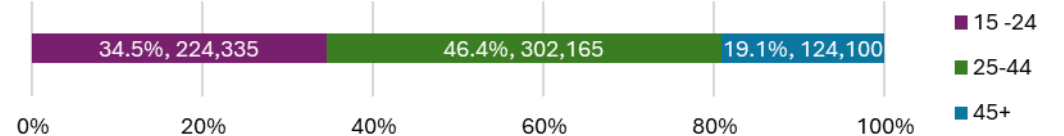
Sector	NSW	VIC	QLD	WA	SA	TAS	NT	ACT	Total
Care	68,355	33,635	26,120	36,160	5,290	3,315	560	1,075	174,505
Technology and Digital	22,685	9,375	13,955	11,145	3,850	555	105	950	62,620
Early Childhood Education and Care (ECEC)	18,500	5,515	7,695	16,190	1,160	510	395	455	50,420
Construction	14,990	15,540	9,625	3,775	2,885	720	225	230	47,990
Hospitality and Tourism	11,650	3,170	2,265	5,140	1,465	810	325	295	25,120

Figure 4: Fee-Free TAFE enrolments by priority cohorts

	NSW	VIC	QLD	WA	SA	TAS	NT	ACT	Total
First Nations Australians	22,430	1,580	8,610	4,525	350	740	1,480	240	39,960
People with disability	14,785	12,570	13,085	9,330	895	1,605	315	1,250	53,830
Job seekers	100,995	23,715	23,595	4,435	4,930	2,515	575	0	160,755
Young persons (24 and under)	80,335	47,445	53,955	32,045	5,475	2,630	730	1,715	224,335
Women	181,550	65,605	71,210	65,050	11,665	5,175	2,085	2,635	404,975

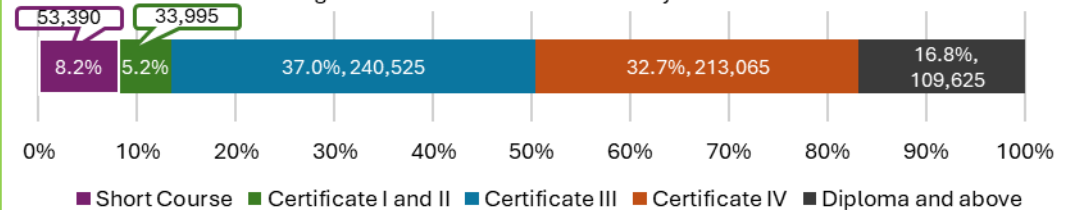
Fee-Free TAFE helps people in all stages of their working life

Figure 5: Fee-Free TAFE enrolments by age group



Fee-Free TAFE concentrates on qualified training and meaningful pathways to employment

Figure 6: Fee-Free TAFE enrolments by course level



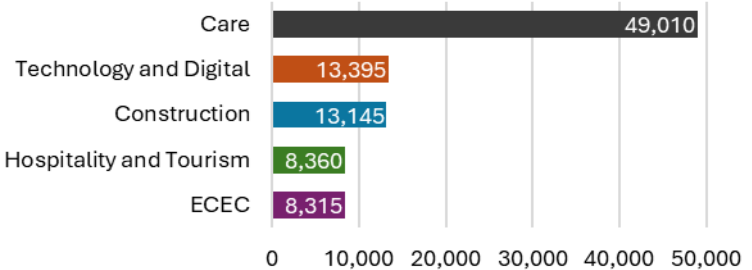
The top enrolled courses are focussed on key areas of national priority

Figure 7: Courses with the most Fee-Free TAFE enrolments

Top Courses enrolled
Certificate III in Individual Support
Certificate III in Early Childhood Education and Care
Certificate IV in Training and Assessment
Diploma of Nursing
Certificate IV in Accounting and Bookkeeping

As of March 2025, there have been 171,145 completions since Fee-Free TAFE launched in 2023

Figure 8: National priority sectors with the most Fee-Free TAFE completions



The top completed courses in Fee-Free TAFE are:

Top Courses completed
Certificate III in Individual Support
Certificate IV in Training and Assessment
Certificate III in Early Childhood Education and Care
Diploma of Nursing
Certificate IV in School Based Education Support

And the top completed courses in national priority sectors include:

Care	Hospitality and Tourism
Certificate III in Individual Support	Certificate III in Commercial Cookery
Diploma of Nursing	Certificate III in Hospitality
Diploma of Community Services	Certificate III in Retail
Construction	Technology and Digital
Certificate II in Electrotechnology (Career Start)	Certificate III in Information Technology
Certificate II in Electrotechnology (Pre-Vocational)	Certificate IV in Cyber Security
Certificate IV in Building and Construction	Certificate III in Electrotechnology Electrician

Early Childhood Education and Care
Certificate III in Early Childhood Education and Care
Diploma of Early Childhood Education and Care
Introduction to Early Childhood Education and Care Skill Set

Note: Completions data is as reported in Q1, 2025. Numbers are expected to rise as more students finish their courses, especially those studying part-time or in longer courses.